



Walkthrough made for Version 0.9.7.

By Sonic93XXX at F95Zone

Table of Content

Christmas Episode Walkthrough	4
Main Walkthrough	5
Main Character	5
0.9.6 Content	7
Ashley:	8
Additional Scenes	14
0.9.2+ Content	14
Veronica:	15
Additional Scenes	23
0.9.1+ Additional Scenes	23
0.9.7 Content	23
Mom/Claire:	24
Additional Scenes	33
0.8.4+ Content	34
0.9.0+ Additional Scenes	34
Amy:	35
Additional Scenes	38
0.8.8+ Content	38
Sophia:	39
Additional Scenes	42
0.9.0+ Content	43
Debby	44
0.9.3+ Content	46
Emma	48

0.8.5+ Content	51
Angel	54
0.8.9+ Content	55
Diane	58
0.9.7 Content	60
Valerie	61
Pam	61
Megan	62
Kathy	63
Cassie	63
Linda.....	64
Dating Guide.....	65
Ashley.....	65
Veronica	66
Mom/Claire	67
Angel	72
Going out for Beer.....	72
Going out for a Movie	73
Collectable.....	74
Ancient Egypt.....	74
Armed Forces.....	79
Forbidden Lotus	81
Glory of Rome.....	83
Interstellar	85
Most wanted	87
Achievements.....	89
MC.....	89

Christmas Episode Walkthrough

The following options are necessary to reach a 100% score in the Christmas Episode released on version 0.8.6.

1. Check on Veronica. Pick the option "Scold her"
2. Check on Ashley. Pick the option "It's alright, I guess..."
3. Check on Mom/Claire.
4. Check on Veronica. Pick the option "That depends..."
5. When it comes to drinks, for Ashley pick "A glass of red wine".
6. You'll receive a message from Ashley so read it.
7. For Veronica pick "A Manhattan".
8. Lastly, for Mom/Claire pick "An Irish coffee"
9. Pick the option to "go to your room".



Main Walkthrough

This is the Main Walkthrough. The game does a good job of telling you what to do so you don't really need it. You can use it if you get stuck or need to find out how to unlock a specific picture, movie, scene or achievement. Some notes:

- Each action that increases stats only works under certain thresholds. **Example:** Watching a comedy movie with Ashley will increase her ❤️ stat by 1, but only while ❤️ is below 10. Once it reaches 10, you'll need to use another 'superior' action which in this case would be watching a romantic movie.
- During the weekend (Saturday and Sunday) some girls will go through a different schedule so certain actions will not work or be replaced with another (**example:** Ashley will spend time with Sophia at the Mall on Saturday and in her room on Sunday. This means that the homework action is inaccessible on weekends).
- The game allows a great deal of freedom. You can work on all girls at the same time or one at a time you choose. A personal recommendation on the Sunday events is to unlock Sophia on the first Sunday since she takes the longest grind of all the girls (as of version 0.8.5). And on the second Sunday invite Emma so you can unlock the sunscreen to further advance her scene the next time.




Main Character




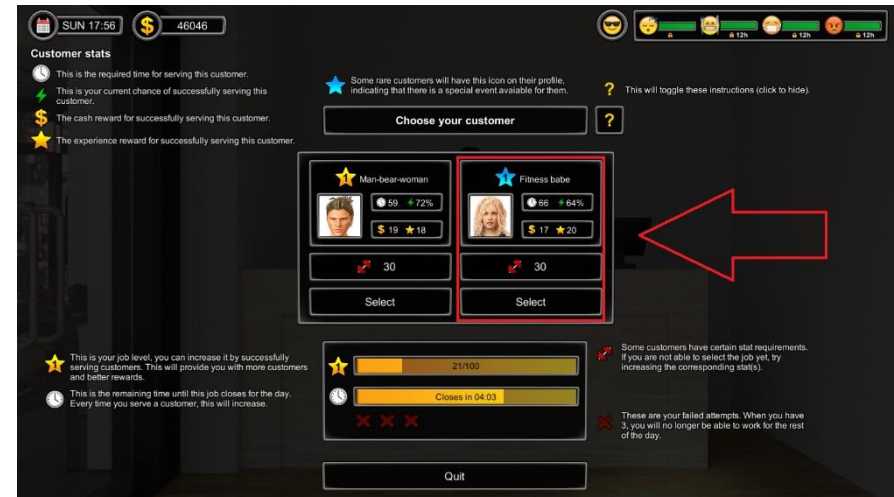
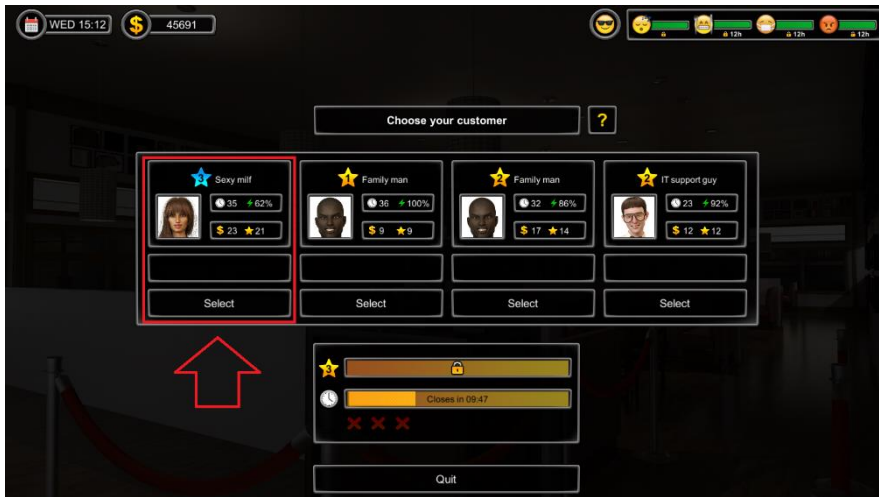
This is you! A 20-year-old guy, surrounded by hot women, all craving for your attention because you are... the Man of the House! ™

All the pictures, movies, scenes and achievements that aren't girl specific are on the Main Character's (MC for short) section of the phone.

Your character has three stats that you'll need to increase in order to go through every scene the game has to offer. The current maximum value is 50 for each stat.

-  Body. To increase it you need to visit the **Health Club Location** and use the **workout machines**.
-  Mind. To increase it you need to go through **online courses using the PC in your room**.
-  Charisma. To increase it you need to visit the **Health Club Location** and use the **Tanning Room**. Unlike the other two you can only increase charisma once a day so start increasing it early. You can also buy perfume at the Shopping Mall to increase charisma by 10 points, but you can only use this method once.

From	To	Location	Action	Reward
8:00	8:59	Roof (SATURDAY)	<p>Requires at least 10 </p> <p>Join the family yoga. Check each of the girls for a picture. (🕒 1:00)</p> <p>NOTE: The option to continue further isn't available for the current version of the game (0.8.4)</p>	<p>MC's Pictures #1 - #14</p> <p>The more the merrier Achievement (1/3)</p>
10:00	10:59	Upstairs Hallway	<p>Requires that Ashley stats (❤️ >= 55, 💋 >= 40) and Veronica stats (❤️ >= 15, 💋 >= 30, 🍷 >= 65)</p> <p>Try to enter the bathroom then pick the option to peep (🕒 0:15)</p>	<p>MC's Pictures #15 - #22</p> <p>The more the merrier Achievement (2/3)</p>
11:00	0:59	Pizzeria	<p>Do the Pizzeria job until you reach level 3.</p> <p>Once there do a delivery to the Sexy milf that has a blue star with the number 3. Pick the option for her to pay you with an alternative method (\$15)</p>	<p>MC's Picture #39 - #43</p> <p>Employee benefits (1/2)</p>
10:00	21:59	Health club	<p>Do the gym job. In each level do a workout with the Fitness babe (she has a blue star). For each of the three levels you'll unlock different pictures with her.</p>	<p>MC's Picture #44 - #54</p> <p>Employee benefits (2/2)</p>



0.9.6 Content

Hint	From	To	Location	Action	Reward
I should ask Veronica what goes on in the bathroom on Saturdays mornings	10:00	10:59	Stairway	Talk to Veronica and ask her what goes on in the bathroom on Saturday morning	Unlock Next Action
	12:00	14:59	Veronica's Room		
Veronica promised me to leave the bathroom door unlocked, when she's in there with Ashley, on Saturday morning	10:00	10:59	Upstairs Hallway	Enter the bathroom and enjoy	MC's Pictures #23 - #38, MC's Video #1 - #2, The more the merrier Achievement (3/3)

Game Endings:

To access the games endings, check your bedroom then pick the option "Think about your future". Pick the ending you want. As of v0.9.6 only Ashley's ending is available.

Note: Picking an ending doesn't really end the game since at the end you'll be given an option to continue playing which will place you back to before choosing an ending.

Ashley:



Your sweet little sister. She's a typical 18 year old girl. She loves fashion, pop music and going to the movies.

From 0 – 10 ❤️					
Hint	From	To	Location	Action	Reward
She likes it when I compliment her during breakfast	8:30	9:29	Stairway	Compliment her	❤️+1
I should spend more time with her. Maybe I can help her with her homework or watch a movie with her	15:00	16:59	Ashley's Room	Requires at least 10 💎 Teach her either Math or History (🕒 1:00)	❤️+1
	19:00	19:59	Living Room	Watch a comedy movie with her (🕒 1:30)	
Maybe I should say goodnight to her, before she goes to bed	22:00	22:59	Ashley's Room	Talk to her and say goodnight	❤️+1

From 10 – 15 ❤️ AND 0 – 5 💋					
Hint	From	To	Location	Action	Reward
I should compliment her some more	8:30	9:29	Stairway	Compliment her	❤️+1
I'm sure she could use some help with her biology homework.	15:00	16:59	Ashley's Room	Requires at least 20 💎 Teach her Biology (🕒 1:00) – Tell her it's not weird	❤️+1, 💋+1

Maybe I should try watching a romantic movie with her	19:00	19:59	Living Room	Watch a romantic movie with her (🕒 1:30)	❤️+1, 💋+1
Maybe I should say goodnight to her, before she goes to bed	22:00	22:59	Ashley's Room	Talk to her and say goodnight	❤️+1

Once ❤️ = 15 AND 💋 = 5					
Hint	From	To	Location	Action	Reward
Maybe I should try watching a romantic movie with her	19:00	19:59	Living Room	Watch a romantic movie with her (🕒 1:30)	❤️+5, Unlock next action
I'm sure she could use some help with her biology homework.	15:00	16:59	Ashley's Room	Teach her Biology (🕒 1:00)	❤️+5, 💋+5, Unlock next actions

From 25 – 30 ❤️ AND 10 – 15 💋					
Hint	From	To	Location	Action	Reward
If I watch a horror movie with her, she'll probably get too scared to sleep alone	19:00	19:59	Living Room	Watch a horror movie with her (🕒 1:30).	❤️+1, 💋+1 You'll wake up at 8:00
	Anytime	1:00	Your Room	Go to bed, leave the door closed (the option appears depending on how much you progressed with Mom/Claire path) AND sleep with boxers. She should visit as long as you're in bed at 1:00.	
I should remember to say goodnight to her	22:00	22:59	Ashley's Room	Talk to her and say goodnight	❤️+1
I really need to be careful if I watch porn, just after she went to bed	22:00	01:59	Your Room	Watch porn	💋+1

Once ❤️ = 30 AND 💋 = 15					
Hint	From	To	Location	Action	Reward
Let's go tell her goodnight, before she goes to bed	22:00	22:59	Ashley's Room	Talk to her and say goodnight. After the scene you'll receive a message from her. Read it.	💋+5, ❤️+5, Unlock Next Actions

From 35 – 40 ❤️ AND 20 – 25 💋					
Hint	From	To	Location	Action	Reward
She asked me to come see her during homework	15:00	16:59	Ashley's Room	Talk to her and then pick the option to kiss her	❤️+1
She always takes a bath in the evening	21:00	21:59	Upstairs hallway	Pick the option to go inside the bathroom. Join her on the bath (🕒 1:00)	💋+1, Ashley's Picture #8
She loves getting a goodnight kiss from me	22:00	22:59	Ashley's Room	Talk to her and say goodnight	❤️+1
She keeps interrupting me when I'm trying to watch porn late in the evening	22:00	01:59	Your Room	Watch porn and tell her you're just looking at your email	💋+1





Once ❤️ = 40 AND 💋 = 25					
Hint	From	To	Location	Action	Reward
Our afternoon kisses are growing more passionate every time	15:00	16:59	Ashley's Room	Talk to her and then pick the option to kiss her	💋+5, ❤️+5, Unlock Next Actions






From 45 – 55 ❤️ AND 30 – 35 💋					
Hint	From	To	Location	Action	Reward
She is spending so much time on her homework, maybe I should help her relax a little	15:00	16:59	Ashley's Room	Talk to her and then pick the option to kiss her	❤️+2
Our goodnight kisses have become a lot more interesting	22:00	22:59	Ashley's Room	Talk to her and say goodnight	❤️+2
It almost seems as if she's just waiting to catch me watching porn in the evening	22:00	01:59	Your Room	Watch porn and pick the option "Uhm... well..."	💋+1
If she's scared at night, she can stay with me. As long as she doesn't mind me sleeping naked	Anytime	1:00	Your Room	<ul style="list-style-type: none"> Watch a horror movie with her in the Living Room between 19:00 and 19:59 (🕒 1:30). Go to bed, leave the door closed AND sleep naked. She should visit as long as you're in bed at 1:00. 	💋+1



Once ❤️ = 55 AND 💋 = 35					
Hint	From	To	Location	Action	Reward
Maybe she's ready to things a little further, during homework	15:00	16:59	Ashley's Room	Talk to her and then pick the option to kiss her	💋+5, Ashley Picture #8, Say cheese! Achievement (2/5), Unlock Next Actions
The other evening, when I walked past Mom's room, it sounded like she and Ashley were arguing about something	22:00	22:59	Downstairs Hallway	Pick the option "What?! That's ridiculous!"	❤️+5, Unlock Buy Babydoll Option at the Lingerie store (Shopping Mall)
Maybe I should buy her some nice lingerie at the mall	8:00	19:59	Shopping Mall	Buy the Babydoll (\$100)	Unlock Next Action
I'll surprise her with the lingerie I bought her, I should give it to her when she's in her room	15:00	16:59	Ashley's Room	Give her the Babydoll from your inventory	❤️+5, Unlock Next Actions

From 65 – 75 ❤️ AND 40 – 45 💋					
Hint	From	To	Location	Action	Reward
She loves our little afternoon makeout sessions	15:00	16:59	Ashley's Room	Talk to her and then pick the option to kiss her	❤️+2, 💋+1
She's very curious about the porn I watch	22:00	01:59	Your Room	Watch porn, pick the option "Uhm... well..." and then let her join you (0:45)	❤️+2, 💋+1, Ashley Picture #11
It seems she no longer needs an excuse to stay with me at night	Anytime	1:00	Your Room	Go to bed, leave the door closed AND sleep naked. She should visit as long as you're in bed at 1:00.	❤️+2, 💋+1

Once ❤️ = 75 AND 💋 = 45					
Hint	From	To	Location	Action	Reward
She loves taking baths together	21:00	21:59	Upstairs hallway	Pick the option to go inside the bathroom. Join her on the bath (🕒 1:00). Once done you'll receive a message from her.	❤️+5, Ashley's Scene #1, Ashley's Pictures #7 #9 #10 Say cheese! Achievement (3/5)
I wonder if she'll send some more selfies	15:00	16:59	Anywhere	You'll receive a message. Simply read it.	💋+5, Ashley's Pictures #14 - #15, Unlock Next Actions Say cheese! Achievement (4/5)

From 50 – 60 					
Hint	From	To	Location	Action	Reward
She's not shy at all anymore, when we take a bath together	21:00	21:59	Upstairs hallway	Pick the option to go inside the bathroom. Join her on the bath (🕒 1:00). Once done you'll receive a message from her.	 +2
She loves watching porn with me	22:00	01:59	Your Room	Watch porn, pick the option "Uhm... well..." and then let her join you (🕒 0:45)	 +2, Ashley Picture #12 Internet exploring Achievement
Our little sleepovers are getting more and more interesting	Anytime	1:00	Your Room	Go to bed, leave the door closed AND sleep naked. She should visit as long as you're in bed at 1:00.	 +2, Ashley Picture #28

Once  = 60					
Hint	From	To	Location	Action	Reward
She really seems to enjoy giving me a handjob after watching porn with me	22:00	01:59	Your Room	Watch porn, pick the option "Uhm... well..." and then let her join you (🕒 0:45). In the end you'll receive a message from Ashley. Read it.	 +5, Ashley's Picture #13, Say cheese! Achievement (5/5), Unlock Next Action
I love waking up next to her and feeling her ass grinding against me	Anytime	1:00	Your Room	Go to bed, leave the door closed AND sleep naked. She should visit as long as you're in bed at 1:00.	 +5, Ashley's Pictures #29 - #39, Unlock Next Action
Maybe I should take another bath with her	21:00	21:59	Upstairs hallway	Pick the option to go inside the bathroom. Join her on the bath (🕒 1:00). Once done you'll receive a message from her.	 +5,  +5, Ashley's Pictures #60 - #65, Unlock Next Actions

From 75 – 85 					
Hint	From	To	Location	Action	Reward
Maybe she deserves a "reward" for doing all that homework	15:00	16:59	Ashley's Room	Talk to her and then pick the option to ask what she has in mind Note: To unlock every picture you'll need to finish twice. One without zooming in and another with zoom	 +2 Ashley's Picture #16 - #20 #23-#25 #21 - #22, If you ejaculate without zoom in #26 - #27, If you ejaculate with zoom in Ashley's Video #1, #2 if you zoom in

She loves to have her pussy licked, when we are taking a bath together	21:00	21:59	Upstairs hallway	Pick the option to go inside the bathroom. Join her on the bath (🕒 1:00). Once done you'll receive a message from her.	💋+2
She loves giving me morning blowjobs	Anytime	1:00	Your Room	Go to bed, leave the door closed AND sleep naked. She should visit as long as you're in bed at 1:00.	💋+2

Once 💋 = 85					
Hint	From	To	Location	Action	Reward
When we go to the beach together on Sunday morning, there's usually an ice cream van on the promenade	9:00	9:59	Stairway (SUNDAY)	<ul style="list-style-type: none"> Meet Mom/Claire and Ashley during breakfast, confirm that you want to go to the beach (🕒 9:00) Don't pick the option to invite Sophia During the beach trip check on Ashley and join her. Get the Chocolate Ice Cream and pick the option to pay for it (\$5) Pick the option to ask for a taste then the option to give her a taste 	❤️+5, 💋+5, Ashley's Pictures #45 - #59, Ashley's Video #7, (Ashley) A day at the beach Achievement, Unlock Next Action
I have the feeling that something special is about to happen, maybe she'll send me another message soon	10:00	14:59	Anywhere	You'll receive a message from Ashley. Read it.	Unlock Next Action
She asked me to come help her with her homework	15:00	16:59	Upstairs Hallway	Enter her room and enjoy the scene	❤️+10, 💋+10, Ashley's Pictures #69 - #81, Ashley's Scene #2, Extra lessons Achievement (Ashley) Grindmaster Achievement, Unlock Next Action
I'm sure she would be over the moon if I'd ask her out on a date	19:00	19:59	Anywhere (Weekend)	Send Ashley a message to go on a date (\$50). Complete the date (visit the dating guide) Note: Ashley can wear one of two outfits each with their own pictures. Because of this you'll need to complete the date twice. You'll also need to complete the date with 10 hearts for a scene with Ashley at the end of the date	Ashley's Picture #82 - #103, Ashley's Video #3, Unlock Movie theater Location Dating Ashley Achievement (MC) Casanova Achievement (1/3)

Additional Scenes

These are scenes aren't necessary to progress the story. They are however necessary in order to unlock every photo and achievement. So, if you completed Ashley's path and are still missing photos they might be from these scenes.

From	To	Location	Action	Reward
8:00	8:29	Upstairs hallway	Peep through the keyhole – Bathroom door	Ashley Pictures #1 - #4
10:00	13:59	Anywhere	After helping her with homework for 3 days you'll receive a message from Ashley on the following weekday	❤️ +1 if it's below 15
12:00	16:59	Anywhere (Saturday)	You'll receive a text message from Ashley asking your opinion on her bikini. Note #1: Your choice doesn't matter since she'll always wear the first one. Note #2: This event should happen after her stats are ❤️ >= 45 AND 💋 >= 30	Ashley Pictures #5 - #6 Say cheese! Achievement (1/5)

This is the end for the 0.8.3 content for Ashley's Path. If you use the 100% save included with the game then this is the place where it is.

0.9.2+ Content

Once ❤️ = 100, 💋 = 100 AND Dating Complete					
Hint	From	To	Location	Action	Reward
Maybe next time, she'll wake me up with something more than a blowjob	Anytime	1:00	Your Room	Go to bed, leave the door closed AND sleep naked. She should visit as long as you're in bed at 1:00. Pick the option to Fuck her. During the sex scene pick the option to show from behind to unlock an additional video.	Ashley's Picture #40 - #44, Ashley's Video #4, #5 if you picked to show from behind, Scary movie Achievement,

0.9.5 Content

Hint	From	To	Location	Action	Reward
I don't know if I'll be able to resist fucking her, next time we share a bath	21:00	21:59	Upstairs hallway	Pick the option to go inside the bathroom. Join her on the bath (🕒 1:00).	Ashley's Picture #66 - #68, Ashley's Video #6, Splish-splash Achievement,

				When given the option pick “I think I have a better idea...”	
--	--	--	--	--	--

0.9.6 Content



Ashley Ending: Go to your room and click on the bed. Pick the option “Think about your future” then pick “Ashley” to start Ashley’s ending.




Once ❤️ = 100, 💋 = 100 AND Dating Complete		
Hint	Action	Reward
No more hints available	CONGRATULATIONS. You’ve completed Ashley’s Path for version 0.9.7. Path to be continued in a future version.	(Ashley) Photographic memory Achievement (Ashley) Overachiever Achievement




Veronica:



Your attractive big sister. Tread carefully though, as she can be as manipulative and intimidating as she is beautiful.

From 0 – 10 					
Hint	From	To	Location	Action	Reward
She likes to start her day with a cup of coffee	8:00	15:59	Kitchen	Get a cup of coffee – Coffee Maker	Unlock Next Action
Late in the evening, I sometimes see her in her bedroom, getting ready to go out	23:00	23:59	Downstairs Hallway	Take a peek at Veronica's Room	Unlock Next Action
I'm really tired, I should get some sleep	Anytime	3:00	Your Room	Be asleep on bed at 3:00. You'll receive a phone call.	Unlock Next Action
If I help her get out of jail, she'll owe me big time			Kitchen	Auto Action – Simply go to the Kitchen	Obtain Veronica's Room Key
			Veronica's Room	Search her purse	Obtain Veronica's ID, \$25 and Police station on Map
			Police Station	Talk to Officer Debby then give her Veronica's ID	Unlocks Veronica's  +10 and Locked Up! Achievement

From 10 – 15 					
Hint	From	To	Location	Action	Reward
Maybe I should talk to her during breakfast and teach her some discipline	10:00	10:59	Stairway	Talk to Veronica and order her to either give you money or a ride to wherever you want	 +1 AND \$15 if you asked for money. Free car ride if asked for a ride.
	12:00	14:59	Veronica's Room		
Late in the evening, I sometimes see her in her bedroom, getting ready to go out	23:00	23:59	Downstairs Hallway	Take a peek at Veronica's Room	 +1












From 15 – 20 						
Hint	From	To	Location	Action	Reward	
If I make her do some chores, I could take the credit for it	10:00	10:59	Stairway	Make her scrup the Kitchen Floor THEN check if she's doing it between 12:00 and 12:59	 +1 AND Veronica's Picture #5	Make her work Achievement once All Three are done
				Make her vacuum the Apartment THEN check if she's doing it between 12:00 and 12:59	 +1 AND Veronica's Picture #6	







				Make her do the Laundry THEN check if she's doing it between 12:00 and 12:59	💰+1 AND Veronica's Picture #7	
Late in the evening, I sometimes see her in her bedroom, getting ready to go out	23:00	23:59	Downstairs Hallway	Take a peek at Veronica's Room	💰+1	

Once 💰 = 20						
Hint	From	To	Location	Action	Reward	
I could get her a nice uniform for when she's performing her chores, I should be able to find one at the mall	8:00	19:59	Shopping Mall	Buy the Maid Costume in the Lingerie store (\$250)	Unlock next action	
I should give her the maid costume when she's in her room	12:00	14:59	Veronica's Room	Give her the Maid costume from your inventory then Insist on giving it to her	💰-20 AND Unlock Next Action	
During weekday afternoons, she likes to work out at the healthclub	15:00	16:59	Reception - Health club	Be on the location on time and you'll listen on Amy and Veronica's conversation	Unlock Next Action	
I should try to find more about this "Neon", luckily I always have my phone with me	Anytime	Anytime	Anywhere	Open your phone and check the Google App. Pick the option to search about "Neon"	Unlock Neon Location	
Let's surprise her with a visit, when she's working at Neon	0:00	4:59	Neon	Requires at least 20 🕶️ <ul style="list-style-type: none"> Start by talking to Amy at the entrance and convince her to let you go. Go inside and check the bar to meet Valerie, tell her you're looking for Veronica. Go upstairs to meet Veronica 	Unlock Valerie, 💰+20 , Leverage Achievement Unlock Next Actions	

From 30 – 40 AND 0 – 5						
Hint	From	To	Location	Action	Reward	
It's time I put her to work again, let's make her do some more chores.	10:00	10:59	Stairway	Make her do one of the three chores (Clean Kitchen Floor, Vacuum Apartment or Do Laundry)	+1	
Maybe I should check on her when she's doing a chore, to make sure she is doing as I tell her	12:00	12:59	Kitchen, Foyer OR Bathroom	<ul style="list-style-type: none">Talk to Veronica on the location where she's doing the chore.Take her to your room and pick the option to spank herSmack on the right 3-4 times THEN 2 times on the left (you're fine as long as she says the line "OUCH! Damnit 'yourname'!")	Veronica's Picture #29 (if you told her to Vacuum)	+2, +1 Veronica's Picture #33 - #34
					Veronica's Picture #31 (if you told her to do Laundry)	
Now, I can spy on her when she's getting ready and she won't be able to do anything about it	23:00	23:59	Downstairs Hallway	Take a peek at Veronica's Room	+1, Veronica's Picture #8	

Once = 40 AND = 5						
Hint	From	To	Location	Action	Reward	
Bah, there's a lot of laundry... maybe I should tell her to do it	10:00	10:59	Stairway	Make her do the Laundry THEN check if she's doing it between 12:00 and 12:59	+5, +5 Obtain Veronica's Panties Unlock next action	
I wonder if she's really not going to wear any panties to work, I should spy on her when she's getting ready	23:00	23:59	Downstairs Hallway	Take a peek at Veronica's Room	+5, +5 Veronica's Picture #9 Unlock next action	
I told her not to wear any underwear today, not even at work	0:00	4:59	Neon	Enter the nightclub and go upstairs to talk to Veronica. When given the option move your hands between her legs	+5, +5 Amy's Picture #1 Unlock Next Action and Amy's Path Starts	
I should meet up with Amy at the health club and talk about what happened at Neon	10:00	21:59	Reception - Health club	Talk to Amy	Unlock next action	
I wonder if she will still obey me, now that she knows I have no leverage over her?	10:00	10:59	Stairway	Talk to Veronica	+5 Unlock next actions	

From 55 – 65  , 20 – 30  AND 5 – 15 						
Hint	From	To	Location	Action	Reward	
She doesn't seem to mind doing chores for me anymore	10:00	10:59	Stairway	Make her do one of the three chores (Clean Kitchen Floor, Vacuum Apartment or Do Laundry)	 +1	
Rewarding good behaviour, is also part of being a good master	12:00	12:59	Kitchen, Foyer OR Bathroom	<ul style="list-style-type: none">Talk to Veronica on the location where she's doing the chore.Take her to your room and pick the option to try something new	Veronica's Picture #28 (if you told her to Clean Kitchen Floor)	 +2, Veronica's Picture #35 - #37
					Veronica's Picture #30 (if you told her to Vacuum)	
					Veronica's Picture #32 (if you told her to do Laundry)	
I think she likes it when I come to see her before she goes to work	23:00	23:59	Downstairs Hallway	Enter Veronica's Room	 +2	
She asked me to come visit her, when she's working at Neon	0:00	4:59	Outside - Neon	Enter Neon to meet Veronica	 +2	
She asked me to wait for her to finish work and share a cab home	4:30	4:59	Outside - Neon	Accept taking a cab with her home ( 0:45, \$50)	 +2,  +2,  +2 Veronica's Picture #44 - #45	

Once  = 65,  = 30 AND  = 15						
Hint	From	To	Location	Action	Reward	
She get's pretty drunk at work, I wonder if I can get her to give me a handjob	4:30	4:59	Outside - Neon	Meet Veronica at the club then accept taking a cab with her home (🕒 0:45, \$50). Pick the option for her to do something.	 +5, Veronica's Picture #46 - #50, Veronica's Scene #1, Unlock next action	
I have to be careful when spying on Mom, her room is right across from Veronica's	22:00	22:59	Downstairs Hallway	Starts automatically when you're on the location	 +5,  +5 Unlock next action	
I wonder what she's planning, maybe I can find out more during dinner	18:00	18:59	Stairway	Join the family dinner (🕒 1:00)	Unlock next action	

She said that she and Mom would go up on the roof to tan on Saturday afternoon	12:00	12:59	Roof (SATURDAY)	Starts automatically when you're on the location	♥+5, Veronica's Picture #67 - #73, Veronica's Scene #3, Unlock next action
I should reward her for the little show she put on for me with Mom, maybe we can skip the chores for a day	10:00	10:59	Stairway	Talk to her and pick the option to reward her	💰+5, 💋+5, ♥+10, Veronica's Picture #74 - #88, Veronica's Scene #4 - #5, Proving her loyalty Achievement, Unlock Park Location Debby's Path Starts

From 70 – 80 💰, 45 – 55 💋 AND 40 – 54 ♥					
Hint	From	To	Location	Action	Reward
It's time to pay the sex shop a little visit	14:00	1:59	Sex Shop	Buy the blindfold and cuffs (\$80)	Unlock new training options with Veronica
I'm sure I can spice up her training with these new toys	12:00	12:59	Kitchen, Foyer OR Bathroom	<ul style="list-style-type: none"> Make her do one of the chores (Stairway at 10:00-10:59) Meet her at the location where she's doing the chore Take her to your room and use the blindfold and cuffs on her 	💰+2, 💋+2, ♥+2, Veronica's Picture #51 - #54 Unlocks Next Action on Amy's Path (If Amy's Stat is ♥ = 20)
Maybe I can help her relax a little before she goes to work	23:00	23:59	Downstairs Hallway	Go inside Veronica's Room	💰+2, 💋+2, ♥+2, Veronica's Picture #41 - #43 Who needs panties? Achievement

Once 💰 = 80, 💋 = 55 AND ♥ = 54					
Hint	From	To	Location	Action	Reward
I might as well watch some TV when she's doing her chores	12:00	12:59	Living Room	Make her do one of the chores (Stairway at 10:00-10:59). Then go to the living room when she's doing them and watch TV. When given the option pick to continue watching (🕒 0:30).	💰+10, 💋+5, ♥+6, Veronica's Picture #55 - #66, Veronica's Scene #2, Unlock Next Actions

From 60 – 70 💋 AND 60 – 70 ❤️					
Hint	From	To	Location	Action	Reward
I wouldn't mind another blowjob. I'll watch some more TV when she is doing her chores	12:00	12:59	Living Room	Make her do one of the chores (Stairway at 10:00-10:59). Then go to the living room when she's doing them and watch TV. When given the option pick to get a blowjob	💋+2, ❤️+2
She loves it when I eat her pussy before she goes to work	23:00	23:59	Downstairs Hallway	Go inside Veronica's Room	💋+2, ❤️+2

Once ❤️ = 70 AND 💋 = 70					
Hint	From	To	Location	Action	Reward
I wonder if she would play with herself, If I don't lick her pussy before work	23:00	23:59	Downstairs Hallway	Before going inside her room pick the option to wait a while	💋+10, ❤️+10, Unlock Next Action
Maybe we could all go to the beach, on Sunday morning, after our breakfast	9:00	9:59	Stairway (SUNDAY)	<ul style="list-style-type: none"> Meet Mom/Claire and Ashley during breakfast, confirm that you want to go to the beach (🕒 9:00) During the beach trip check on Veronica and join her. Ask her for a blowjob 	💋+10, Veronica's Pictures #89 - #97, Veronica's Video #1, (Veronica) A day at the beach Achievement (1/2), Unlock Next Action
The other day, some guy was harassing her at the health club, I should kick his ass!	15:00	15:59	Gym 2 – Health Club	<p>Requires at least 30 💋</p> <p>You'll automatically start a confrontation with an Asshole, pick the following options to show him who's boss:</p> <ol style="list-style-type: none"> Dodge (1st Option) Hook (3rd Option) Counter (2nd Option) 	❤️+10, Unlock Next Action
After working out, she usually goes to the sauna	16:00	16:59	Hallway 2 – Health Club	Enter the sauna (🕒 1:00).	Veronica's Pictures #103 – #104, Unlock Next Action
I need to find a way to have the sauna all to ourselves. Maybe I can find something of use in the locker room	10:00	21:59	Men's Locker Room	Examine the vending machine in the locker room (it's where you end up after using the sauna)	Obtain "out of order sign" Unlock Next Action

Maybe I can use the “out of order” sign on the sauna	16:00	16:59	Hallway 2 – Health Club	Use the “out of order sign” from your inventory on the sauna door before using the sauna. Enjoy the scene.	💩+10, 💋+10, ❤️+10, Veronica’s Pictures #105 – #114, Veronica’s Videos #4 - #7, Getting hot in here Achievement (Veronica) Grindmaster Achievement Unlock Next Action
Maybe I should ask her out sometime	17:00	17:59	Anywhere (Weekend)	<p>You’ll need to invite her twice. The first time you’ll fail because you need a tuxedo which is only available after trying to invite her. Once done go to the Clothing store at the mall and buy the Tuxedo (\$650).</p> <p>On another weekend (you can’t invite her on the same day of the failed invite) send Veronica a message to go on a date (\$200). Complete the date (visit the dating guide)</p>	<p>Veronica’s Picture #115 - #128, Veronica’s Videos #8 - #9, Unlock Restaurant Location</p> <p>Dating Veronica Achievement (MC) Casanova Achievement (2/3) Unlock Next Actions</p>

Once Dating Complete					
Hint	From	To	Location	Action	Reward
She loves it when I make her bend over my desk	12:00	12:59	Kitchen, Foyer OR Bathroom	<ul style="list-style-type: none"> Make her do one of the chores (Stairway at 10:00-10:59) Meet her at the location where she’s doing the chore Take her to your room and tell her to bend over and lean on the desk Pick the option to fuck her! 	Veronica’s Pictures #38 - #40, Veronica’s Video #10, Custom maid Achievement
The beach we usually go to has some pretty secluded areas	9:00	9:59	Stairway (SUNDAY)	<ul style="list-style-type: none"> Meet Mom/Claire and Ashley during breakfast, confirm that you want to go to the beach (🕒 9:00) During the beach trip check on Veronica and join her. Tell her you want to fuck her 	💋+10, Veronica’s Pictures #89 - #97, Veronica’s Video #1, (Veronica) A day at the beach Achievement (2/2), Unlock Next Action

Once ❤️ = 100, 💋 = 100, 🍆 = 100 AND Dating Complete		
Hint	Action	Reward
No more hints available	CONGRATULATIONS. You've completed Veronica's Path for version 0.9.7. Path to be continued in a future version.	(Veronica) Photographic memory Achievement (Veronica) Overachiever Achievement

Additional Scenes

These are scenes aren't necessary to progress the story. They are however necessary in order to unlock every photo and achievement. So, if you completed Veronica's path and are still missing photos they might be from these scenes.

From	To	Location	Action	Reward
22:00	22:59	Upstairs	Peep through the keyhole – Bathroom door If Veronica stats are (❤️ >= 5, 💋 >= 20, 🍆 >= 55) she'll catch you and ask if you were spying. Saying Yes will result in unlocking an additional picture	Veronica's Pictures #1 - #3, Unlock Picture #4 if you told her you were spying
5:00	9:59	Downstairs Hallway	Requires at least 90 🍆 to fully complete and you must buy lube (\$20) from the sex shop Sneak into Veronica's Room then go through all the options. You'll need to repeat these a minimum of three times to unlock every picture. NOTE: The option to continue further when playing with her pussy isn't available for the current version of the game (0.9.5)	Veronica's Pictures #10 - #30, Veronica's Video #11, (Veronica) Nightcrawler Achievement

0.9.1+ Additional Scenes

The option to continue further on the Nightcrawler scene was expanded on v0.9.1. Retry the scene and continue with playing with her ass to experience what was added.

Once you complete the nightcrawler scene you should receive a text message from Veronica between 9:00 – 23:00 that unlocks Veronica's Picture #31.

0.9.7 Content

Veronica Ending: Go to your room and click on the bed. Pick the option "Think about your future" then pick "Veronica" to start Veronica's ending.

Mom/Claire:



A very successful business woman. While she can be strict at times, she cares deeply for you and your sisters.

From 5 – 15 ❤️					
Hint	From	To	Location	Action	Reward
She loves it when I compliment her before she goes to work	7:30	8:29	Stairway	Compliment her	❤️ +1
I really should help around the house a bit more	7:30	16:59	Foyer	Use the Vacuum Cleaner (🕒 1:00)	❤️ +1 – Only receive reward the next day if talk with her in the morning
			Kitchen	Use the Mop (🕒 1:00)	
			Bathroom	Do the Laundry (🕒 1:00)	
			Stairway	Requires that Veronica has at least 15💰 Have Veronica do one the tasks	
She really appreciates it when I help with the dishes	19:00	19:29	Kitchen	Help her with the dishes (🕒 0:30)	❤️ +1

From 15 – 20 ❤️					
Hint	From	To	Location	Action	Reward
She loves it when I give her a footrub, when she is reading on the couch	21:00	21:59	Living Room	Give her a footrub (🕒 1:00)	❤️ +1

Sometimes when she's getting ready for bed, she forgets to close her bedroom door	22:00	22:59	Downstairs Hallway	Take a peek at Claire/Mom's Room	Mom/Claire Picture #2 AND ❤️ +1 if confessed to looking
---	-------	-------	--------------------	----------------------------------	--

Once ❤️ = 20					
Hint	From	To	Location	Action	Reward
Let's offer her a glass of wine before I give her a foot rub, to loosen her up a bit	21:00	21:59	Living Room	Requires at least 10 🕶️ and one Red Wine (Buy it at the Supermarket) <ul style="list-style-type: none"> Give her some Red Wine before talking to her then give her a foot rub. During the foot rub pick the option to move closer. Then accept to prolong the massage (🕒 1:00). Once the scene moves to her bedroom open her bathrobe then touch her breasts. 	❤️ +5, 💋 +5, Mom/Claire Pictures #19 - #23 AND Unlock Next Action
Sometimes when I walk past her bedroom in the evening, I can hear her talking on the phone with Emma	22:00	22:59	Downstairs Hallway	Eavesdrop at Claire/Mom's conversation	Unlock Next Action

From 5 – 10 💋					
Hint	From	To	Location	Action	Reward
If I sleep with my bedroom door open, I sometimes hear her going to the bathroom after her morning yoga	Anytime	7:00	Your Room	<ul style="list-style-type: none"> Go to bed, leave the door open AND sleep with boxers. Once she appears on the door pretend to be asleep. <ul style="list-style-type: none"> She should visit as long as you're in bed at 7:00 	💋 +1
Sometimes if I take a shower just before her, we bump into each other on the hallway	19:30	20:29	Bathroom	Requires at least 10 🍷 <ul style="list-style-type: none"> Take a shower/bath (you'll need to be inside the bathroom before 20:00 since she goes inside at that time). 	💋 +1

				<ul style="list-style-type: none"> Once you meet her outside the bathroom flex your muscles 	
--	--	--	--	--	--

From 10 – 15 💋					
Hint	From	To	Location	Action	Reward
I wonder how she would react if I would confront her, when she sees me sleeping naked	Anytime	7:00	Your Room	<ul style="list-style-type: none"> Go to bed, leave the door open AND sleep naked. Once she appears on the door confront her. <ul style="list-style-type: none"> She should visit as long as you're in bed at 7:00 	💋+1
She gets up really early to practice her yoga on the roof	6:00	6:59	Roof	<p>Requires at least 10 🍒</p> <ul style="list-style-type: none"> Talk to her and ask if she need some help. (🕒 1:00) During yoga pick the option to move your hand closer 	💋+1

From 15 – 20 💋					
Hint	From	To	Location	Action	Reward
Next time she comes into my room, while I'm sleeping naked, I'll give her a little show	Anytime	7:00	Your Room	<ul style="list-style-type: none"> Go to bed, leave the door open AND sleep naked. Once she appears on the door pretend to be asleep. <ul style="list-style-type: none"> She should visit as long as you're in bed at 7:00 	💋+1 Mom/Claire Pictures #11 - #12
I never knew that helping her with her morning yoga could be so hot	6:00	6:59	Roof	<p>Requires at least 10 🍒</p> <ul style="list-style-type: none"> Talk to her and ask if she need some help. (🕒 1:00) During yoga pick the option to push your boner against her 	💋+1

Once 💋 = 20					
Hint	From	To	Location	Action	Reward

Sometimes she leaves her bedroom door open while she is in the bathroom	20:00	20:59	Downstairs Hallway	Enter Claire/Mom's room and check her laptop. Pick the options in the following order: 1. Growing Up 2. Conflicted 3. Therapy	Mom/Claire Pictures #29 - #30 Voyeur Achievement Unlock Next Action
I should try sneaking into her room again, when she's taking a bath	20:00	20:59	Downstairs Hallway	Enter Claire/Mom's room and check her laptop.	Unlock Next Action
I should try posing as Dr. Matthews and send her an email from my computer	Anytime	Anytime	Your room	Check your PC and pick the option to Register a (fake) email address. Then pick the options in the following order: 1. Dr. Matthews (1 st) 2. Dear confused mother, (3 rd) 3. It's perfectly normal... (3 rd) 4. ...don't deny these feelings... (3 rd) 5. ...there's nothing wrong with being intimate with someone you love. (2 nd) 6. ...that you feel comfortable... (3 rd) 7. Dr. Diane Matthews (2 nd)	Unlock Next Actions

From 25 – 35 ❤️ AND 20 – 25 💋					
Hint	From	To	Location	Action	Reward
She takes her bath in the evening	20:00	20:59	Upstairs Hallway	Enter the bathroom	❤️+2, 💋+1, Mom/Claire Pictures #32 - #33
She usually watches some TV after taking her evening bath	21:00	21:59	Living Room	Watch TV with her (🕒 1:30)	❤️+2, 💋+1, Mom/Claire Picture #31

Once ❤️ = 35 AND 💋 = 25					
Hint	From	To	Location	Action	Reward
Maybe I could join her when she's taking her bath	20:00	20:59	Upstairs Hallway	Enter the bathroom and join her	❤️+5, 💋+5, Mom/Claire Pictures #34 - #35 Unlock Next Action
I need to talk to her about what happened in the bathroom.	6:00	6:59	Roof	Talk to her	Unlock Next Action

Maybe I can help her with her morning yoga again					
She is acting a bit distant, maybe helping her with the dishes would help	19:00	19:29	Kitchen	Try to help her with the dishes	Unlock Next Action
Well, I'm sure she wouldn't be able to resist me if she sees me sleeping naked... would she?	Anytime	7:00	Your Room	Go to bed, leave the door open AND sleep naked. The event should trigger as long as you're in bed at 7:00	Unlock Next Action
I wonder if she has sent "Dr. Matthews" any more emails	Anytime	Anytime	Your Room	Check your PC and pick the option to Check your (fake) email address. Then pick the options in the following order: 1. Dear confused mother, (2 nd) 2. ...him to distance himself... (2 nd) 3. ...is someone he can talk... (3 rd) 4. ...will let go of your... (3 rd) 5. ...than the person he trusts... (1 st) 6. ...teaching him about sex... (1 st) 7. Dr. Diane Matthews (2 nd)	Unlock Next Action
Let's see if she is willing to talk to me now, I should go to her room when she is getting ready for bed	22:00	22:59	Downstairs Hallway	Requires at least 20 🕒 Knock on her door and tell her she can't avoid you forever. Once the scene is over return to her room for an additional picture.	❤️+5, 💋+5, Mom/Claire Pictures #36 - #39, Unlock Next Actions, Mom/Claire Picture #40 (if return to her room)

From 45 – 55 ❤️ AND 35 – 40 💋					
Hint	From	To	Location	Action	Reward
Maybe I could offer her a massage when she is watching TV	21:00	21:59	Living Room	Talk to her and accept to give her a massage (🕒 1:00)	❤️+2, 💋+1, Mom/Claire Picture #57 Unlock Sex Shop Location
Let's pay the sex shop a visit	14:00	1:59	Sex Shop	Buy the massage oil (\$30)	Unlock option to use oil when giving her a massage (option still requires 💋 >= 40)
I wouldn't mind another hand job, maybe I should "practice" some more with her	22:00	22:59	Downstairs Hallway	Enter her room and ask if you can "practice" more (🕒 0:30)	❤️+2, 💋+1

From 55 – 65 ❤️ AND 40 – 45 💋					
Hint	From	To	Location	Action	Reward
Maybe I should help her with the dishes again	19:00	19:29	Kitchen	Talk to her and help with the dishes (🕒 0:30)	❤️+2, 💋+1
I should try using the massage oil next time I give her a massage	21:00	21:59	Living Room	Talk to her and accept to give her a massage (🕒 1:00) then use the massage oil. When given the option pick to go for it	❤️+2, 💋+1, Mom/Claire Picture #58 - #61





Once ❤️ = 65 AND 💋 = 45					
Hint	From	To	Location	Action	Reward
Things are heating up, after helping her with the dishes the other day, she gave me a passionate kiss	19:00	19:29	Kitchen	Talk to her and help with the dishes (🕒 0:30). When given the choice use your tongue	❤️+5, 💋+5, Unlock Next Action
The other evening, when I walked past her room, I saw her trying on some new outfits	22:00	22:59	Downstairs Hallway	Enter her room	❤️+5, Mom/Claire Picture #70 - #71, Unlock Next Action
I should try reading her diary again, I might find something useful	20:00	20:59	Downstairs Hallway	Enter Claire/Mom's room and check her laptop.	Unlock Next Actions


From 50 – 55 💋					
Hint	From	To	Location	Action	Reward
There's no better way to start the day, then doing some naked yoga with my mother	6:00	6:59	Roof	Join her yoga (🕒 1:00). During the yoga always pick the option to continue the yoga. Don't pick the options to do lewd things.	💋+1, Mom/Claire Pictures #82 - #90
She mentioned something in her diary about making dinner, wearing nothing but an apron	17:00	17:59	Kitchen	Talk to her. Note: You'll unlock additional pictures when you do the action a second time	💋+1, Mom/Claire Pictures #72 - #73, Mom/Claire Picture #74 - #75 (2 nd time)




From 55 – 60 💋					
Hint	From	To	Location	Action	Reward
Our little yoga sessions are getting more interesting every time	6:00	6:59	Roof	Join her yoga (🕒 1:00). During the yoga always pick the option to continue the yoga. Don't pick the options to do lewd things. At the end pick the option "It feels good, but I was wondering..."	💋+2, Mom/Claire Pictures #91 - #97
Maybe we could all go to the beach, on Sunday morning, after our breakfast	9:00	9:59	Stairway (SUNDAY)	<ul style="list-style-type: none"> Meet Mom/Claire and Ashley during breakfast, confirm that you want to go to the beach (🕒 9:00) During the beach trip check on Mom/Claire and join her. When give multiple choices pick "Pull the string of her bikini bottoms" <p>NOTE: You'll unlock a new stat for Ashley. This stat has no purpose for the current version of the game (0.8.5). So, don't let it bother you.</p>	❤️+5, 💋+5, Mom/Claire's Pictures #113 - #120, (Mom/Claire) A day at the beach Achievement, Ashley's 🍷 Stat Unlocked Unlock Next Action


Once 💋 = 60 AND Beach Event Done					
Hint	From	To	Location	Action	Reward
Sometimes she forgets to take her briefcase to work, when she does, it's usually in the living room	8:30	16:59	Living Room	Pick up the briefcase found on the couch.	Unlock Next Action
I should find out where her office is, I'm sure I can find the address on Google	Anytime	Anytime	Anywhere	Open your phone and check the Google App. Pick the option to search about "Cydroid Tecnologies"	Unlock Office Location
I should drop off her briefcase at her office	8:30	16:59	Office	Requires at least 30 🕒 Once you enter the office talk to the Receptionist to unlock the elevator. Take the elevator to the "Office floor" then follow the right arrow to reach Mom/Claire's office	Unlock Cassie, ❤️+5, 💋+5, Mom/Claire's Pictures #108 - #112, Mom/Claire Scene #1 Unlock Next Action
Maybe we can watch a movie together, in the evening	21:00	21:59	Living Room	Watch a movie with her (🕒 1:30)	💋+5, Mom/Claire's Pictures #121 - #124,



					Mom/Claire's Scene #2 (Ashley)  +1, Unlock Next Actions
--	--	--	--	--	--

From 70 – 90 					
Hint	From	To	Location	Action	Reward
When we practice yoga together, I just can't control myself any longer	6:00	6:59	Roof	Join her yoga (🕒 1:00). During the yoga always pick the option to continue the yoga. Don't pick the options to do lewd things.	 +5, Mom/Claire's Pictures #98 - #101, Mom/Claire's Videos #1 – #2
Sometimes when I'm sleeping naked, she hesitates before closing my bedroom door	Anytime	7:00	Your Room	<ul style="list-style-type: none"> Go to bed, leave the door open AND sleep naked. Once she appears on the door pick the option "I can feel my dick reacting to her sensual voice" <ul style="list-style-type: none"> She should visit as long as you're in bed at 7:00 	 +5, Mom/Claire's Pictures #11 - #18 Mom/Claire's Video #5, Wake up service Achievement
She loves it when I give her an oil massage	21:00	21:59	Living Room	Talk to her and accept to give her a massage (🕒 1:00) then use the massage oil. When given the option pick to massage her ass then pick the option to ask for sex	 +5, Mom/Claire's Pictures #62 - #69, Mom/Claire's Video #6, Massage therapy Achievement,

Once  >= 85 AND Previous Actions Done Once Each					
Hint	From	To	Location	Action	Reward
It's time for Dr. Matthews to send her another email	Anytime	Anytime	Your Room	Check your PC and pick the option to Send another (fake) email. Then pick the options in the following order: <ol style="list-style-type: none"> Dear confused mother, (2nd) ...if your relationship with... (3rd) ...it is very commendable that... (1st) ...if you need any advice, or just... (1st) Dr. Diane Matthews (3rd) 	Is there a doctor in the house? Achievement, Unlock Next Action
Let's wait until she replies to Dr. Matthews's email	10:00	Anytime	Your Room	After 10:00 on the next day check your PC and pick the option to Check your (fake) email.	Unlock Next Action
Maybe I can sneak into her room and read her diary again	20:00	20:59	Downstairs Hallway	Enter Claire/Mom's room and check her laptop.	Unlock Next Action


Sometimes she forgets to take her briefcase to work, when she does, it's usually in the living room	8:30	16:59	Living Room	Pick up the briefcase found on the couch.	Unlock Next Action
I should drop off her briefcase at her office	8:30	16:59	Office	Once you enter the office talk to Cassie and tell her that Mom/Claire forgot her briefcase again to unlock the elevator. Take the elevator to the "Office floor" then follow the right arrow to reach Mom/Claire's office	 +5,  +5 (if below 90), A day at the office Achievement Unlock Next Action
Let's go talk to her in her room, when she's getting ready for bed	22:00	22:59	Downstairs Hallway	Enter her room and pick the option to continue the office conversation	 +5, Unlock Next Action

Once  = 90					
Hint	From	To	Location	Action	Reward
If I buy a cookbook, I should be able to find a recipe in I, even I can make	8:00	19:59	Shopping Mall	Buy the Cooking for dummies book in the Book store (\$20)	Obtained cookbook, Unlock Next Action
I'll need to do some grocery shopping to get all the ingredients	8:00	21:59	Supermarket	Buy the groceries (labelled "All the ingredients needed to cook a 'simple, yet elegant' dish") at the supermarket (\$25). Also buy some Red Wine if you don't have it.	Obtained groceries, Unlock Next Action
I should find some candles, I think I saw some in the kitchen, the other day	Anytime	Anytime	Office	Check the kitchen drawers below the sink. You may need to check twice.	Obtained Candles, Unlock Next Action
Maybe Ashley remembers the name of that movie Mom likes so much, I should ask her when she's in her room	15:00	16:59	Ashley's Room	Talk to Ashley and ask her Mom/Claire's favourite movie	Unlock Next Action
I should look for that "Forbidden Desires" movie at the mall	8:00	19:59	Shopping Mall	Buy Mom/Claire's favourite movie in the Electronics store (\$10)	Obtained Forbidden Desires DVD, Unlock Next Action
I need to find a way to get the girls out of the house. Maybe I should join them for dinner	18:00	18:59	Stairway	Have dinner with the family (1:00)	Unlock Next Action

I've heard there is some guy, that roams the city at night, selling all kinds of stuff	18:00	5:00	Map	At night walk through the world map between any location. You'll trigger a scene where you'll hear someone calling you. Walk over to him and pay for the tickets (\$400)	Obtained concert tickets, Unlock Next Action
I sometimes walk into Ashley downstairs, when she comes home from school	15:00	16:30	Foyer	Starts automatically when you're on the location. After the scene ends, you'll receive a message from Ashley so read it. Exit your room to meet Ashley.	 +10,  +10, Mom/Claire's Pictures #125 - #146, Mom/Claire's Videos #7 – #10, Mom/Claire's Scene #3, Sexual healing Achievement, (Mom/Claire) Grindmaster Achievement, Unlock Next Action, MC's Picture #38
I'm sure she would love to go on a date with me	11:00	11:59	Anywhere (Saturday)	Send Mom/Claire a message to go on a date (\$100). Complete the date (visit the dating guide)	Mom/Claire's Picture #147 - #159, Mom/Claire's Videos #12 - #13, Unlock Museum Location Dating Mom/Claire Achievement (MC) Casanova Achievement (3/3) Unlock Next Actions

Additional Scenes

These are scenes aren't necessary to progress the story. They are however necessary in order to unlock every photo and achievement. So, if you completed Mom/Claire's path and are still missing photos they might be from these scenes.

From	To	Location	Action	Reward
7:00	7:29	Upstairs	Peep through the keyhole – Bathroom door	Mom/Claire Pictures #3 - #6
Anytime	7:00	Your Room	<p>Requires  between 10-15 OR ≥ 70</p> <ul style="list-style-type: none"> Go to bed, leave the door open AND sleep naked. Once she appears on the door pretend to be asleep OR pick the option to dream about her. 	Mom/Claire Pictures #24 - #28

This is the end for the 0.8.3 content for Mom/Claire's Path. If you use the 100% save included with the game then this is the place where it is.

0.8.4+ Content

Once Dating Complete					
Hint	From	To	Location	Action	Reward
Maybe I should check Dr. Matthew's email, one last time	Anytime	Anytime	Your Room	Check your PC and pick the option to Check your (fake) email.	Neighbour Arrives (check Diane's Path)
The next time I help her with her morning yoga, I'm gonna fuck her!	6:00	6:59	Roof	Join her yoga (🕒 1:00). During the yoga always pick the option to continue the yoga. Don't pick the options to do lewd things.	Mom/Claire's Pictures #102 - #107, Mom/Claire's Videos #3 – #4, Yoga buddies Achievement

0.9.4 Content

Hint	From	To	Location	Action	Reward
She looks so hot making dinner, wearing nothing but that apron!	17:00	17:59	Kitchen	Talk to her.	Mom/Claire's Pictures #76 - #81, Dress to impress Achievement

Once ❤️ = 100, 💋 = 100 AND Dating Complete		
Hint	Action	Reward
No more hints available	CONGRATULATIONS. You've completed Mom/Claire's Path for version 0.9.7. Path to be continued in a future version.	(Mom/Claire) Photographic memory Achievement (Mom/Claire) Overachiever Achievement

0.9.0+ Additional Scenes

These are scenes aren't necessary to progress the story. They are however necessary in order to unlock every photo and achievement. So, if you completed Mom/Claire's path and are still missing photos they might be from these scenes.

From	To	Location	Action	Reward
0:00	5:59	Downstairs Hallway	Requires at least 60 💋 to fully complete Sneak into Mom/Claire's Room then go through all the options. You'll need to repeat these a minimum of three times to unlock every picture. First by looking at her breasts, a second time by cuming after masturbating and the last time by getting a blowjob.	Mom/Claire Pictures #41 - #56, (Mom/Claire) Nightcrawler Achievement

Amy:



She's fun, flirty and never hesitates to speak her mind. She's also Veronica's best friend and seems to care a lot about her...

You unlock Amy when you meet her at the health club.

Path Start					
Hint	From	To	Location	Action	Reward
I should focus on improving my relationship with Veronica				Continue through Veronica's Path until Amy catches you with Veronica at Neon (Veronica's Stats are 🍷 = 50, 💋 = 20 AND ❤️ = 5)	Amy's Picture #1 and Path Start
I should meet up with Amy at the health club and talk about what happened at Neon	10:00	21:59	Reception - Health club	Talk to Amy Note: After talking with her when you go to Sleep, you'll trigger a dream which will unlock some pictures	❤️+5, 💋+5 Unlock next action
Let's find out if she was telling the truth, by talking to Veronica	10:00	10:59	Stairway	Talk to Veronica	Unlock next actions





From 5 – 10 ❤️					
Hint	From	To	Location	Action	Reward
I always see her when I go for a workout at the health center	10:00	21:59	Reception - Health club	Requires at least 15 🕶️ Talk to Amy and pick the Flirt option	❤️+1







She works at Neon every night, maybe I could get to know her a little better	0:00	4:59	Outside - Neon	Talk to Amy and accept her drink (🕒 0:30)	❤️+1
--	------	------	----------------	---	------





Once ❤️ = 10					
Hint	From	To	Location	Action	Reward
She asked me to come talk to her at the health club	10:00	21:59	Reception - Health club	Talk to Amy	Unlock next action
I should show her proof of my relationship with Veronica, when she's at the health club. Maybe I can use something from my backpack?	10:00	21:59	Reception - Health club	Give her Veronica's Panties from your inventory	❤️+5, 💋+5 Unlock next actions

From 15 – 20 ❤️					
Hint	From	To	Location	Action	Reward
I think she actually appreciates my lame pick-up lines	10:00	21:59	Reception - Health club	Requires at least 30 🕒 Talk to Amy and pick the Flirt option	❤️+1
Maybe I should go have a beer with her, when she's working at Neon	0:00	4:59	Outside - Neon	Talk to Amy and accept her drink (🕒 0:30)	❤️+1

Once ❤️ = 20					
Hint	From	To	Location	Action	Reward
I should focus on improving my relationship with Veronica				Continue through Veronica's Path until you use the blindfolds and cuffs on Veronica (Veronica's Stats are 🕒 = 70, 💋 = 45 AND ❤️ = 40)	Unlock Next Action
Let's go have a beer with her at Neon	0:00	4:59	Outside - Neon	Talk to Amy and accept her drink (🕒 0:30)	Unlock Next Action
Veronica saw me having a beer with her, I wonder if she'll mention it in the cab ride home	4:30	4:59	Outside - Neon	Accept taking a cab with her home (🕒 0:45, \$50)	Unlock Next Action
The other day when we were having a beer, she was constantly staring at Veronica	0:00	4:59	Outside - Neon	Talk to Amy and accept her drink (🕒 0:30)	💋+5, Unlock Amy's Apartment Option on the Vault Location, Unlock Next Action

She lives in The Vault, I should look her up sometime	22:00	23:59	Amy's Apartment - The Vault	Enter her apartment	Unlock Next Action
I should send her a picture of Veronica, while she's blindfolded and tied up	12:00	12:59	Kitchen, Foyer OR Bathroom	<ul style="list-style-type: none"> Make Veronica do one of the chores (Stairway at 10:00-10:59) Meet her at the location where she's doing the chore Take her to your room and use the blindfold and cuffs on her 	Unlock Next Action
Time to seal the deal, let's go meet her at her apartment	22:00	23:59	Amy's Apartment - The Vault	Enter her apartment	 +5, Unlock Next Action
I should send her a text, when I have blindfolded and tied up Veronica	12:00	12:59	Kitchen, Foyer OR Bathroom	<ul style="list-style-type: none"> Make Veronica do one of the chores (Stairway at 10:00-10:59) Meet her at the location where she's doing the chore Take her to your room and use the blindfold and cuffs on her When given the option to text Amy select yes 	 +5,  +5,  +5, Amy's Pictures #11 - #16, Unlock Next Action

From 5 – 30  AND 25 – 30 					
Hint	From	To	Location	Action	Reward
Time for some slave training, let's visit her at her apartment again	22:00	23:59	Amy's Apartment - The Vault	<p>Required that you buy the dildo (\$60) from the sex shop to go through every option</p> <p>During Amy's training you'll need to go through every option to unlock every picture. The hint will change to reflect the options you should pick next</p>	 +5,  +1, Amy's Picture #17 – #47 When you complete her training:  +5,  +5, Slave training Achievement

Once  = 30,  = 35 AND  = 35					
Hint	From	To	Location	Action	Reward
Training her has been pretty intense, I should get a good night's sleep	Anytime	5:00	Your room	Be asleep on bed at 5:00. You'll receive a phone call. Once it ends, you'll receive a message from Veronica so read it.	 +5, Unlock next action

It's time Veronica and I pay Amy a visit. I should go to Veronica's Room at 21:00	21:00	21:59	Veronica's Room	Starts automatically when you enter Veronica's Room.	💎+5, 💋+5, ❤️+5, Amy's Picture #48 – #80 Amy's Video #1 – #5 Amy's Scene #1, Unlock next action
---	-------	-------	-----------------	--	--

Additional Scenes

These are scenes aren't necessary to progress the story. They are however necessary in order to unlock every photo and achievement. So, if you completed Amy's path and are still missing photos they might be from these scenes.

From	To	Location	Action	Reward
Anytime	Anytime	Your room	After finding out Amy's feelings for Veronica (Amy's stats become ❤️ = 5, 💋 = 5) go to sleep to trigger a dream sequence	Amy's Pictures #4-#10

This is the end for the 0.8.3 content for Amy's Path. If you use the 100% save included with the game then this is the place where it is.

0.8.8+ Content

Once ❤️ = 40, 💋 = 40 AND 💎 = 40					
Hint	From	To	Location	Action	Reward
I should just be patient for a while, something will happen sooner or later	1:00	3:59	Anywhere	You'll receive a message from Veronica so read it.	Amy's Picture #2 – #3, Unlock next action
I wonder how Amy feels about what happened, I should go see her at her apartment	22:00	23:59	Amy's Apartment - The Vault	Starts automatically when you enter her apartment. Once the scene ends you'll exchange messages with Veronica	Unlock next action
It's time for Amy's next training session. I should go to Veronica's Room at 21:00	21:00	21:59	Veronica's Room	Starts automatically when you enter Veronica's Room.	💎+10, 💋+10, ❤️+10, Amy's Picture #81– #104, #110-#114, Amy's Video #6 – #8, Unlock next action
Maybe it's time for some... special... training. I should go to Veronica's Room again at 21:00	21:00	21:59	Veronica's Room	Required that you buy lube (\$20) from the sex shop Starts automatically when you enter Veronica's Room. When given the option pick the option that was locked before,	Amy's Picture #105– #109, #115, Amy's Video #9, Amy's Video #10 if you look from the side, Love triangle Achievement

				“Actually, I have a better idea...” then “Oh, I came prepared!”. During the anal sex when given the option pick “Look from the side.” to unlock another video.	
--	--	--	--	--	--

Once ❤️ = 50, 💋 = 50 AND 🍆 = 50		
Hint	Action	Reward
No more hints available	CONGRATULATIONS. You’ve completed Amy’s Path for version 0.9.7. Path to be continued in a future version.	(Amy) Photographic memory Achievement (Amy) Grindmaster Achievement (Amy) Overachiever Achievement

Sophia:



This cute, but timid, 18-years-old is Ashley’s BFF. She likes working out, playing tennis and is really shy around boys.

To unlock Sophia, you’ll need to visit Ashley’s Room between 11:00 and 15:59 on a Sunday (meaning you need to skip a Beach trip).

From 5 – 10 ❤️					
Hint	From	To	Location	Action	Reward
She works out after school, at the health club	14:00	15:59	Gym 1 – Health Club	Talk to her	❤️ +1

From 10 – 15 ❤️ AND 0 – 5 💋					
Hint	From	To	Location	Action	Reward
Maybe she would be a bit less shy with me, if I would help her with her workout	14:00	15:59	Gym 1 – Health Club	Requires at least 10 🕶️ AND 10 💣 Talk to her and help her out	❤️+1, 💋+1

Once ❤️ = 15 AND 💋 = 5					
Hint	From	To	Location	Action	Reward
I wonder if she ever goes into the sauna after her workout	15:00	15:59	Hallway 2 – Health Club	Enter the sauna (🕒 1:00)	Unlock Next Action
I should focus on improving my relationship with Ashley				Continue through Ashley's Path until you receive the 5 th selfie from Ashley (Ashley's Stats are ❤️ >= 80, 💋 >= 60)	Unlock Next Action
Sometimes when I leave my room on weekday afternoons, I bump into Ashley	15:00	17:59	Your Room	Try to leave your room (use the arrow, don't use quick travel) on a weekday to start a conversation with Ashley	Unlock Next Action
Ashley asked me to come to her room on Sunday, when Sofia is there	11:00	15:59	Ashley's Room (SUNDAY)	Enter Ashley's room to start the scene	❤️+5, 💋+5, Sophia's Pictures #75- #78 Sophia's Scene #1 Unlock Next Action Unlocks Next Action on Debby's Path (If need to blackmail Debby)
Maybe next time she'll see me in the sauna, she won't run off	15:00	15:59	Hallway 2 – Health Club	Enter the sauna (🕒 1:00)	❤️+1, 💋+1

From 20 – 25 ❤️ AND 10 – 15 💋					
Hint	From	To	Location	Action	Reward
She doesn't seem to mind sharing the sauna with me anymore	15:00	15:59	Hallway 2 – Health Club	Enter the sauna (🕒 1:00)	❤️+1, 💋+1

From 15 – 20 💋					
Hint	From	To	Location	Action	Reward

She seems a lot more relaxed when we share a sauna	15:00	15:59	Hallway 2 – Health Club	Enter the sauna (🕒 1:00)	💋+1, Sophia Pictures #8 - #9
--	-------	-------	-------------------------	--------------------------	---------------------------------

Once 💋 = 20					
Hint	From	To	Location	Action	Reward
On Saturday mornings, Ashley usually gets ready to hang out with Sophia	10:00	13:59	Anywhere (Saturday)	You'll receive a message from Ashley. Read it	Unlock Next Action
Let's go meet Ashley and Sophia at the mall!	12:00	16:59	Shopping Mall (Saturday)	<p>When you enter the Mall, Ashley will call for you and you'll have to judge a fashion contest. In order to proceed you'll need the contest to end in a tie. To do that select the following option in order:</p> <ol style="list-style-type: none"> 1. Going clubbing 2. Sophia 3. Lingerie 4. Ashley 5. Go wild 6. It's impossible to choose! <p>Note: To unlock the achievement and all the pictures you'll need to go through all the other options so you should repeat the fashion contest on another Saturday to get them</p>	<p>❤️+5, Sophia's Picture #2 - #7, High fashion Achievement, Unlock Next Action</p>
I'm sure Ashley and Sophia can't wait for their next "Sunday school" lesson	11:00	15:59	Ashley's Room (SUNDAY)	Enter Ashley's room to start the scene	<p>❤️+5, 💋+5, Sophia's Pictures #79 - #82, Sophia's Scene #2, Unlock Next Action</p>

From 25 – 30 💋					
Hint	From	To	Location	Action	Reward
She really seems to enjoy sharing a sauna with me	15:00	15:59	Hallway 2 – Health Club	Enter the sauna (🕒 1:00)	<p>💋+1, Sophia's Pictures #10 - #12</p>

From 30 – 35 💋					
----------------	--	--	--	--	--

Hint	From	To	Location	Action	Reward
Whenever I meet her in the sauna, she wants to “practice” with me	15:00	15:59	Hallway 2 – Health Club	Enter the sauna (🕒 1:00)	💋+1, Sophia’s Pictures #13 - #26, Sophia’s Videos #1 - #2

Once 💋 = 35					
Hint	From	To	Location	Action	Reward
Sophia still visits Ashley every Sunday, I wonder what they talk about	11:00	15:59	Upstairs Hallway (SUNDAY)	Pick the option to Eavesdrop. You’ll receive a message from Ashley so read it.	❤️+5, 💋+5, Sophia’s Pictures #83 - #105, Sophia’s Videos #5- #8, Sophia’s Scene #3, New student Achievement, Unlock Next Action
Maybe we should ask her to come to the beach with us, on Sunday morning	9:00	9:59	Stairway (SUNDAY)	<ul style="list-style-type: none"> Meet Mom/Claire and Ashley during breakfast, confirm that you want to go to the beach (🕒 9:00) Pick the option to invite Sophia. During the beach trip check on Ashley and Sophia and join them. Pick the option “Actually, I have a better idea...” then pick “It’s ok Sophia, I knew it was too daring for you...” During the sex scene pick the option to “Show from behind” in order to unlock every video 	❤️+10, 💋+10, Sophia’s Pictures #51 - #74, Sophia’s Videos #6 - #7, A day at the beach Achievement (2/3 and 3/3)

Additional Scenes

These are scenes aren’t necessary to progress the story. They are however necessary in order to unlock every photo and achievement. So, if you completed Sophia’s path and are still missing photos they might be from these scenes.

From	To	Location	Action	Reward
12:00	7:29	Anywhere (SATURDAY)	Requires at least 10 ❤️ You’ll receive a message from Ashley.	Sophia’s Picture #1

9:00	9:59	Stairway (SUNDAY)	<ul style="list-style-type: none"> Meet Mom/Claire and Ashley during breakfast, confirm that you want to go to the beach (🕒 9:00) Pick the option to invite Sophia. During the beach trip check on Ashley and Sophia and join them. Pick the option “Of course!” 	Sophia’s Pictures #43 - #50 A day at the beach Achievement (1/3)
------	------	-------------------------------	--	---

This is the end for the 0.8.3 content for Sophia’s Path. If you use the 100% save included with the game then this is the place where it is.

0.9.0+ Content

Once ❤️ = 50 AND 💋 = 50					
Hint	From	To	Location	Action	Reward
I wonder if she’d let me go a little further, next time we’re in the sauna together	15:00	15:59	Hallway 2 – Health Club	Enter the sauna (🕒 1:00). Talking to Sophia pick the option “Actually...”. During the sex scene pick the option “Switch to the front” to unlock an additional video.	❤️ +5, 💋 +5, Sophia’s Pictures #27 - #42, Sophia’s Videos #3- #4, Video #5 if you switched to the front, Shy but steamy Achievement,

Once ❤️ = 50 AND 💋 = 50		
Hint	Action	Reward
No more hints available	CONGRATULATIONS. You’ve completed Sophia’s Path for version 0.9.7. Path to be continued in a future version.	(Sophia) Photographic memory Achievement (Sophia) Grindmaster Achievement (Sophia) Overachiever Achievement

Debby



She seems to be a reliable and upstanding officer of the law. Things are not always as they seem however...

To unlock Debby, continue Veronica's path until you have to help her get out of jail.

Path Start					
Hint	From	To	Location	Action	Reward
I should focus on improving my relationship with Veronica				Continue through Veronica's Path until Debby catches you with Veronica at the park (Veronica's Stats are 🍷 = 65, 💋 = 40 AND ❤️ = 30)	Path Start
Maybe I should go talk to her at the police station	9:00 13:00	11:59 23:59	Police Station	Talk to her when given the option to ask her out pick whatever since it doesn't matter	💋+5, Unlock Next Action
I wonder at what time in the morning she starts work	9:00	9:59	Police Station	When you enter the location, you'll be given the option to Peep. Do it, examine the tennis racket to unlock a new location then examine Debby's ass. Note: There's a collectable in the bag.	Debby's Pictures #4 - #6, Unlock Tennis courts Location Unlock Next Actions

From 0 – 10 🍷					
Hint	From	To	Location	Action	Reward
She goes to the tennis club, every morning before work	7:00	8:59	Tennis Court	Requires at least 20 🍷 Challenge her to a game (🕒 1:00)	🍷+1, Debby's Pictures #13 #15-#19 #25
She works out at the health club in the afternoon	12:00	12:59	Gym 2 – Health Club	Requires at least 20 🍷	🍷+1, if you left the weight and 🍷 < 5 🍷+2, if you increased the weight

				Talk to her and ask if you can do some bench presses (🕒 0:15). If you increase the weight (need 40 🍷) you can double her stat increase	Debby's Pictures #7 - #12
--	--	--	--	--	---------------------------

Once 🍷 = 10					
Hint	From	To	Location	Action	Reward
She works at the police station every day	10:00	11:59	Police Station	Starts automatically when you're on the location	💋 +5, Debby's Scene #1, Unlock Next Action
	13:00	23:59			
Maybe I should ask Megan about her little run-in with Officer Debby	8:00	16:59	Coffee Shop	Talk to Megan and try to ask her about what happened at the police station	Unlock Next Action
I should talk to Veronica about her arrest	10:00	10:59	Stairway	Talk to Veronica and ask about her arrest	Getting acquainted Achievement, Unlock Next Action
	12:00	14:59	Veronica's Room		
Let's pay Officer Debby another visit	10:00	11:59	Police Station	Starts automatically when you're on the location	Unlock Next Action
	13:00	23:59			
Let's watch the evening news	21:00	21:59	Foyer	Starts automatically when you're on the location	Unlock Next Action
No hint (IF YOU HAVEN'T MEET PAM AT THE PIZZERIA)				If you haven't worked at the Pizzeria then Debby's hint may disappear since you haven't meet Pam yet. The Pizzeria location is unlocked during the game's tutorial, if you don't have the location unlocked then walk from your home to the supermarket and you should see a flyer that unlocks the location.	
I wonder if I could meet this Angel? Maybe if I walk home late at night, I'll run into her	18:00	5:00	Map	At night walk through the world map from any location to your home. You might trigger an initial message saying you're being followed. Then you'll trigger a scene where two robbers will attack you.	Unlock Angel, Angel's Path Start, Angel Pictures #1 - #11, Angel Scene #1, The mysterious vigilante Achievement, (Angel) Photographic Achievement, Unlock Next Action
Maybe I should try to find out more about Angel first				Continue through Angel's Path until she asks you to keep Debby off her (Angel's Stats are ❤️ = 10, 💋 = 0)	Unlock Next Action
	10:00	11:59			Unlock Next Action

I should talk to her and convince her that Angel is the same side as she is	13:00	23:59	Police Station	Talk to her and ask to stop trying to arrest Angel	
Maybe I can try blackmailing Officer Debby into leaving Angel alone	10:00	11:59	Police Station	Try to blackmail her with information you got from Veronica and Megan	👉+10
	13:00	23:59			
I should focus on improving my relationship with Sophia				Continue through Sophia's Path until she and Ashley give you a hand job. (Sophia's Stats are ❤️ = 20 AND 💋 = 10)	Unlock Next Action
I believe Sophia plays tennis in the weekend, at the same time as Debby does	7:00	8:59	Tennis Court (Weekend)	Once you enter the location, you'll encounter Sophia. Once the conversation ends challenge Debbie to a match.	Debby's Pictures #14 #20-#24 #26, Alpha male Achievement, Unlock Next Action
I have a plan! I should talk to Sophia about it, at the tennis courts	7:00	8:59	Tennis Court (Weekend)	Once you enter the location, you'll encounter Sophia. You'll automatically start a match with Debbie. Once it's over, go to the parking lot.	Debby's Pictures #27 - #39, Debby's Scene #2, Detective Achievement, Unlock Next Action
I should now be able to blackmail Officer Debby, into leaving Angel alone	10:00	11:59	Police Station	Blackmail her with the evidence you got of Sophia.	💋+10, 👉+5, Unlocks Next Action on Angel's Path
	13:00	23:59			

0.9.2+ Content

Once 💋 = 25 AND 👉 = 25					
Hint	From	To	Location	Action	Reward
Alright, she's had some time to cool off, maybe now I can ask her out again?	10:00	11:59	Police Station	Scene starts automatically when entering the Police Station. Once it ends search the ground for a mysterious chip.	👉 -10, Unlock Next Action
	13:00	23:59			
Let's try to find out more about "Masquerade", I should Google it	Anytime	Anytime	Anywhere	Open your phone and check the Google App. Pick the option to search about "Masquerade".	Unlock Next Action

0.9.3+ Content

Once 💋 = 25 AND 👉 = 15					
Hint	From	To	Location	Action	Reward

Maybe I should see if I can find her in Masquerade	0:00	3:59	Masquerade (FRI and SAT)	Examine the intercom to enter Masquerade. Pick the option to search for Debby (🕒 2:00). Then pick the options: 1. Black mask (3 rd) 2. Observing guests in the back room (4 th) 3. A shy, young girl (2 nd) When given the option of joining the big women pick whatever you want, if you join you can revisit Masquerade without looking for a new token.	Debby's Picture #40, Unlock Next Action
Maybe that shady guy, that hangs around the city at night, can get me a Masquerade token	18:00	5:00	Map	Only need to do this step if you need a token. At night walk through the world map between any location. You'll trigger a scene where you'll hear someone calling you. Walk over to him and pay for the token (\$1000)	Obtained Masquerade token, Unlock Next Action
She usually hangs out in the back room of Masquerade	0:00	3:59	Masquerade (FRI and SAT)	Examine the intercom and insert a token into the slot to enter Masquerade. Then skip the introduction. Pick the option to search for Debby.	💋+5, 🍷+15, Debby's Picture #41 - #43

0.9.5 Content

Once 💋 = 30 AND 🍷 = 30					
Hint	From	To	Location	Action	Reward
Let's go talk to her at the police station, to make sure she isn't suspicious	10:00	11:59	Police Station	Talk with Officer Debby	Unlock Next Action
	13:00	23:59			
Let's talk to Veronica about my plan	10:00	10:59	Stairway	Talk with Veronica and pick the option to tell her about what you have planned for Officer Debby (2 nd Option)	Unlock Next Action
	12:00	14:59	Veronica's Room		
Maybe that shady guy, that hangs around the city at night, can get me a Masquerade token	18:00	5:00	Map	At night walk through the world map between any location. You'll trigger a scene where you'll hear someone calling you. Walk over to him and pay for the token (\$1000)	Obtained Masquerade token, Unlock Next Action

Alright, it's time to meet her at Masquerade again	0:00	3:59	Masquerade (FRI and SAT)	Examine the intercom to enter Masquerade. Enjoy.	💋+10, 🍑+10, Debby's Picture #44 - #60, Debby's Video #1, Obtained x6 Masquerade token, Unlock Next Action
Alright, time for the final phase of my plan, let's go to Masquerade	0:00	3:59	Masquerade (FRI and SAT)	Examine the intercom to enter Masquerade. Enjoy.	💋+10, 🍑+10, Debby's Picture #61 - #85, Debby's Video #2 - #4

Once 💋 = 50 AND 🍑 = 50		
Hint	Action	Reward
No more hints available	CONGRATULATIONS. You've completed Debby's Path for version 0.9.7. Path to be continued in a future version.	(Debby) Photographic memory Achievement, (Debby) Grindmaster Achievement, (Debby) Overachiever Achievement

Emma




This voluptuous beauty is Mom's younger sister. She's very flirty and loves teasing me.



To unlock Emma first you need to have dinner with family once so Mom/Claire mentions that Emma is working on gym/health club. Once done go to the gym/health club and visit the Massage Room between 10:00 and 15:59.








From 5 – 10 ❤️					
Hint	From	To	Location	Action	Reward
Maybe I can catch up with her after work, over a cup of coffee	10:00	15:59	Massage Room – Health Club	Ask her out for coffee	Unlocks Coffee shop Location
	16:00	16:59	Coffee Shop	Talk to Emma (🕒 1:05 and -\$15)	❤️ +1, Emma's Picture #1 if you looked closer Unlocks Park Location (0.8.5+ game version) Unlocks Next Action (0.8.5+ game version)
She goes for a jog in the park every morning (0.8.5+ game version)	9:00	9:59	Park	Requires at least 10 🍷 Jog with her (🕒 1:00)	❤️ +1

Once ❤️ = 10					
Hint	From	To	Location	Action	Reward
I should just be patient, something will happen eventually	18:00	19:59	Anywhere	You'll receive a text message from Emma. Read it.	Unlock the Vault Location (Emma's Apartment)
I should go over to her apartment, she lives in The Vault	19:00	21:59	Emma's Apartment - The Vault	Requires at least 30 💎 Help her get the Internet Working (🕒 0:30)	❤️ +5, Emma's Picture #19 - #28, Emma's Scene #1, Unlock Next Actions

From 0 – 5 💋					
Hint	From	To	Location	Action	Reward
She told me to meet her at noon, at the health club, for a massage	12:00	12:59	Massage Room – Health Club	Visit her to receive a massage	💋 +1, Emma's Picture #83 - #89
Maybe we should ask her to come to the beach with us, on Sunday morning	9:00	9:59	Stairway (SUNDAY)	<ul style="list-style-type: none"> Meet Mom/Claire and Ashley during breakfast, confirm that you want to go to the beach (9:00) Pick the option to ask Emma to come along. During the beach trip check on Emma and join her. 	Emma's Picture #2 - #3, Unlock Buy Sunscreen Option at the Drugstore (Shopping Mall)

				<ul style="list-style-type: none"> Emma will ask for sunscreen which you don't have so the event stops here 	
I should bring some sunscreen, next time we invite her to the beach	9:00	9:59	Stairway (SUNDAY)	<ul style="list-style-type: none"> Buy the sunscreen at the Drugstore before going to the beach (\$30) Repeat the beach options and then pick the option to use the sunscreen. At the end pick the option "I-uhm... I-I don't..." since the other option isn't available right now 	 +1, Emma's Picture #4 - #11

Once  = 5 AND Beach Event Done					
Hint	From	To	Location	Action	Reward
She asked me to come over to her apartment	19:00	21:59	Emma's Apartment - The Vault	You'll receive a text message from Emma. Read it and then visit her. Help her get Netflix working (🕒 1:15)	 +5, Emma's Picture #29 - #35, Emma's Scene #2, Tech support Achievement, Unlock Next Actions

From 20 – 25  AND 5 – 10 					
Hint	From	To	Location	Action	Reward
Let's go over to her place to watch some more Netflix	19:00	21:59	Emma's Apartment - The Vault	Spend time with her (🕒 3:10) Note: If you have x1 Red Wine in your inventory you'll receive the option to give it to her. Doing this will result in an additional option to stay the night. You can pick whatever you want since it doesn't affect anything at this point.	 +1,  +1 if you gave her x1 Red Wine, Emma's Picture #36 - #39
She likes teasing me, when she beats me in our little running match (0.8.5+ game version)	9:00	9:59	Park	Requires at least 10  Jog with her (🕒 1:00). When given the option pick "Try to keep up with her". Don't pick to take a sprint.	 +1,  +1

This is the end for the 0.8.3 content for Emma's Path. If you use the 100% save included with the game then this is the place where it is.



0.8.5+ Content.



From 25 – 30 ❤️ AND 10 – 15 💋					
Hint	From	To	Location	Action	Reward
The next time we go running, I'm not letting her win anymore!	9:00	9:59	Park	Requires at least 30 🍷 Jog with her then pick the option to "Take a sprint". After winning pick the option "Not so fast!"	❤️+1, 💋+1
I wouldn't mind getting another massage from her	12:00	12:59	Massage Room – Health Club	Visit her to receive a massage.	❤️+1, 💋+1, Emma's Pictures #90 - #95





Once ❤️ = 30 AND 💋 = 15					
Hint	From	To	Location	Action	Reward
When I sleep over at her place, she usually gets up early to take a shower	19:00	21:59	Emma's Apartment - The Vault	Requires x1 Red Wine Spend time with her (🕒 3:10). When given the option give her the bottle of wine. Once it's time to leave pick the option accept her invitation to spend the night. When she asks how you slept pick the option "Not really..."	💋+5, Emma's Picture #56 - #58, Unlock Next Actions



0.8.7 Content.


From 30 – 35 ❤️ AND 20 – 25 💋					
Hint	From	To	Location	Action	Reward
When I sleep over at her place, hopefully I won't have to stay on the couch again	19:00	21:59	Emma's Apartment - The Vault	Requires x1 Red Wine AND at least 30 🕒 Spend time with her (🕒 3:10). When given the option give her the bottle of wine. Once it's time to leave pick the option accept her invitation to spend the night then pick the option to complain about the couch.	❤️+1, 💋+1, Emma's Picture #59 - #65

Next time I'm rubbing sunscreen on her back, I should call her bluff	9:00	9:59	Stairway (SUNDAY)	<ul style="list-style-type: none"> Buy the sunscreen at the Drugstore before going to the beach (\$30) Repeat the beach options and then pick the option to use the sunscreen. At the end pick the option to "Call her bluff" 	 +1,  +1, Emma's Picture #12 - #18, Emma's Video #1, (Emma) A day at the beach Achievement
--	------	------	----------------------	--	---

Once  = 35 AND  = 25					
Hint	From	To	Location	Action	Reward
I should just be patient, something will happen eventually	12:00	13:59	Anywhere	You'll receive a text message from Emma. Read it.	Emma's Picture #130 - #131, Unlock Next Actions

From 25 – 30 					
Hint	From	To	Location	Action	Reward
The next time I beat her at running I should try taking things a little further	9:00	9:59	Park	Requires at least 30  Jog with her then pick the option to "Take a sprint". After winning pick the option "Aren't you forgetting something?"	 +1
I can't help but getting a hard-on every time she gives me a massage	12:00	12:59	Massage Room – Health Club	Visit her to receive a massage.	 +1, Emma's Pictures #96 - #102, Emma's Video #2, Healing hands Achievement

Once  = 30					
Hint	From	To	Location	Action	Reward
Let's go over to her place for some more quality time	19:00	21:59	Emma's Apartment - The Vault	Spend time with her (🕒 3:10). Once it's time to leave pick whatever you want since it won't make a difference.	 +5, Unlock Next Actions

From 30 – 35 					
Hint	From	To	Location	Action	Reward

We really enjoy watching Netflix together	19:00	21:59	Emma's Apartment - The Vault	Spend time with her (🕒 3:10). When given the option pick the following: "Protest", "Disagree with her", "Feel them", "Keep teasing", "That sounds impressive"	💋+1, Emma's Pictures #41 - #55, Emma's Video #3, Netflix and chill Achievement
Next time we go running, maybe I should let her win for a change	12:00	12:59	Massage Room – Health Club	Requires at least 40 🕶️ Jog with her then pick the option to "Try to keep up with her" . After losing pick the option "Do it"	💋+1

0.9.1 Content

Once 💋 = 35					
Hint	From	To	Location	Action	Reward
Let's go watch some more Netflix with her	19:00	21:59	Emma's Apartment - The Vault	Join her and watch some Netflix (🕒 3:10)	💋+5, Emma's Picture #40, Unlock next action
Now where could I find some of that special nuru gel?	14:00	1:59	Sex Shop	Visit the sex shop and after talking to the clerk buy the nuru gel (\$60)	Unlock next action
I've got the nuru gel, so let's go meet her at the health club	12:00	12:59	Massage Room – Health Club	Visit her then ask her for the nuru massage. During the sex scene change the view to the back to unlock and additional video.	❤️+10, 💋+10, Emma's Picture #103 - #129, Emma's Video #8 - #9,

0.9.3 Content

Once ❤️ = 50 AND 💋 = 50					
Hint	From	To	Location	Action	Reward
I love how she always pushes her big tits against me, when I sleep over	19:00	21:59	Emma's Apartment - The Vault	Join her and watch some Netflix. At the end pick the option to spend the night. Note: To unlock every picture you'll need to do the scene twice. On one you must cum on	Emma's Picture #66 - #74 #75 - #78, If you ejaculate on Cowgirl #79 - #82, If you ejaculate on Reverse Cowgirl, Emma's Video #4 - #7, if you saw both positions and zoomed in on both

				Cowgirl position and on another you must cum in Reverse Cowgirl. Also remember to zoom in on both positions.	
--	--	--	--	---	--

Once ❤️ = 40 AND 💋 = 35		
Hint	Action	Reward
No more hints available	CONGRATULATIONS. You've completed Emma's Path for version 0.9.7. Path to be continued in a future version.	(Emma) Photographic memory Achievement (Emma) Grindmaster Achievement (Emma) Overachiever Achievement

Angel



A mysterious superhero, known as the Urban Angel. But who could she really be?

You'll unlock Angel while playing through Officer Debby's path. More specifically, when you'll try to talk about her "arrests" and she mentions the vigilante. You'll start a series of actions that result in meeting Angel.

Path Start					
Hint	From	To	Location	Action	Reward



I can't wait to tell the girls at dinnertime, that I actually met the Urban Angel	18:00	18:59	Stairway	Have dinner with the family (🕒 1:00)	Unlock Next Action
After my last experience, I'll have to be more careful when walking home at night	18:00	5:00	Map	At night walk through the world map from any location to your home. You'll trigger an initial message saying you'll be careful this time. Then you'll trigger a scene where you'll hear a woman scream. Pick the option to help her.	❤️ +10, Unlock Next Action Unlocks Next Action on Debby's Path
Maybe I can get Officer Debby to leave her alone				Continue through Debby's Path until she agrees to leave Angel alone (Debby's Stats are 💋 = 25, 🍑 = 25)	Unlock Next Action
I need some quiet time to think, maybe I should go to my room	Anytime	Anytime	Your Room	Starts automatically when you're on the location	Unlock Next Action
I should first look into that note I found, it told me to go to the park at midnight	0:00	0:29	Park	Starts automatically when you're on the location	💋 +5, Unlock Next Action
I should focus on improving my relationship with Mom				Continue through Mom/Claire's Path until you need to check her diary after she stops responding to your email (Mom/Claire's Stats are ❤️ = 80 AND 💋 = 85)	Unlock Next Action
I should visit Mom's office and try to find out more about the A.I.S.A. project	8:30	16:59	Office	Once you enter the office talk to Cassie and tell her that you need to talk to Mom/Claire. Take the elevator to the "Office floor" then follow the right arrow to reach Mom/Claire's office	Unlock Next Action



This is the end for the 0.8.3 content for Angel's Path. If you use the 100% save included with the game then this is the place where it is.











0.8.9+ Content

SPOILER WARNING FOR ANGEL'S TRUE IDENTITY

Once A.I.S.A. Project Info Obtained					
Hint	From	To	Location	Action	Reward
Maybe if I google Dr. Russo, I'll be able to find out more	Anytime	Anytime	Anywhere	Open your phone and check the Google App. Pick the option to search about "Dr. Russo".	Unlock Next Action

				Then pick the available option (the rest will unlock as you go through them one by one)	
It has to be Pam! Let's go meet her in the park at midnight and find out if I'm right	0:00	0:29	Park	Starts automatically when you're on the location. When given the various option pick "Pam"	 +5,  +5, Unlock Next Action

From 15 – 20 					
Hint	From	To	Location	Action	Reward
Let's text her and ask if she wants to meet up for coffee	8:00	9:30	Anywhere	Send Angel a message to meet for coffee (\$15).	Unlock Next Action
She'll be at the coffee shop at 10:00	10:00	10:29	Coffee Shop	Talk to Pam and ask her one of the different options (🕒 1:00) Repeat the date while asking her a different question each time	 +1

Once  = 20					
Hint	From	To	Location	Action	Reward
Let's ask her out for a beer	19:00	20:00	Anywhere (Weekday)	Send Angel a message to meet for beer. Complete the date (visit the dating guide)	Unlock Bar Location,  +5,  +2, If date ends with 6+ hearts,  +1, If it ended with 5 or less hearts, Unlock Next Action
Let's ask her out for a movie	19:00	20:00	Anywhere (Weekday)	Send Angel a message to meet for a movie. Complete the date (visit the dating guide)	 +5,  +2, If date ends with 6+ hearts,  +1, If it ended with 5 or less hearts, Unlock Next Action
Let's ask her out for ... again	19:00	20:00	Anywhere (Weekday)	Repeat the previous dates while doing the options that become available as your stats with her increase. (Visit the dating guide for help)	 +5,  +2, If date ends with 6+ hearts,  +1, If it ended with 5 or less hearts, Unlock Next Action

0.9.4 Content

Once ❤️ = 30 AND 💋 = 40					
Hint	From	To	Location	Action	Reward
I can't wait to see her again, but maybe I should let her take the initiative	19:00	19:59	Anywhere (Weekday)	You should receive a message from Angel so read it.	Angel's Pictures #45 - #46, Unlock Next Action
I need to find out where she could be, maybe I can find a clue in the selfies she sent me			Bar	Check the second photo you received from Angel (#46). Click on the "Milton & sons" sign, on the water below the sign and the forklifts. Once you click on all three clues the scene should trigger.	Unlock Next Action
I better find a way to turn of the gas, maybe I can distract that guy somehow			Warehouse	Pick up the brick on the floor.	Unlock Next Action
I need to hurry and turn off the gas, before he comes back!			Warehouse	Once Thug #2 is gone click on the gas tanks.	❤️+20, 💋+10, Angel's Picture #47 - #58, Angel's Video #3 - #4, Unlock Next Action
Hopefully she'll invite me in, next time I walk her home	19:00	20:00	Anywhere (Weekday)	Send Angel a message to meet for beer or a movie. Complete the date (visit the dating guide)	(Angel) Loyal sidekick Achievement

Once Dates Fully Completed		
Hint	Action	Reward
No more hints available	CONGRATULATIONS. You've completed Angel's Path for version 0.9.7. Path to be continued in a future version.	(Angel) Grindmaster Achievement (Angel) Photographic Memory Achievement (Angel) Overachiever Achievement

Diane



After a recent divorce, this attractive therapist decided to start her life over and is now your neighbour.

Diane was added to the game on version 0.8.4.

You'll unlock Diane while playing through Mom/Claire's path. After going on a date you'll have to check your (fake) email. Once done go to the elevator hallway between 8:00 and 16:59 to meet Diane.

Path Start					
Hint	From	To	Location	Action	Reward
...	8:00	16:59	Hallway	Play through Mom/Claire's Path. After going on a successful date check your (fake) email. Once done visit the hallway to meet Diane.	❤️+5, Diane's Path Start
I wonder if the girls have noticed her moving in yet, maybe I'll find out more when we have dinner	18:00	18:59	Stairway	Have dinner with the family (🕒 1:00)	Unlock Next Action
I need to go talk to her before any of the girls do	19:00	19:00	Diane's Apartment	Once dinner is over, you're forced to visit Diane at her apartment. So, go there.	❤️-5, 💋+5, Unlock Next Action
All I can do now, is wait	10:00	17:59	Anywhere	You'll receive a message from Diane.	Unlock Next Action
Let's go talk to her at her apartment	8:00	17:59	Diane's Apartment	Starts automatically when you enter Diane's Apartment	Diane's Pictures #1 - #3, Unlock Next Action

I wonder if Mom has already met her, maybe I should talk to her in the living room, after dinner	21:00	21:59	Living Room	Starts automatically when you're on the location	Diane's Pictures #30 - #31, Unlock Next Action
I have a feeling our next therapy session will take place soon	10:00	17:59	Anywhere	You'll receive a message from Diane.	Unlock Next Action
Time for my next therapy session, let's go see her	8:00	17:59	Diane's Apartment	Starts automatically when you enter Diane's Apartment	❤️+10, 💋+5, Diane's Pictures #4 - #5, Unlock Next Action

0.9.0 Content

Once ❤️ = 10 AND 💋 = 10					
Hint	From	To	Location	Action	Reward
She'll probably let me know when it's time for our next therapy session	10:00	17:59	Anywhere	You'll receive a message from Diane.	Unlock Next Action
Time for another therapy session, let's go see her	8:00	17:59	Diane's Apartment	Starts automatically when you enter Diane's Apartment	❤️+5, 💋+5, Unlock Next Action

From 15 - 30 ❤️ AND 15 - 30 💋					
Hint	From	To	Location	Action	Reward
I should see her for my next session on weekdays, between 12:00-13:00	12:00	12:59	Diane's Apartment	Starts automatically when you enter Diane's Apartment. You'll need to do this action 3 times.	(Each Time) ❤️+5, 💋+5, (1 st Time) Diane's Pictures #6 - #15, (2 nd Time) Diane's Pictures #16 - #19, (3 rd Time) Diane's Pictures #20 - #29

0.9.1 Content

Once ❤️ = 30 AND 💋 = 30					
Hint	From	To	Location	Action	Reward
Claire/Mom told me that when she comes home from work, she sometimes runs into Diane in the hallway	16:30	16:59	Hallway	Starts automatically when you're in the hallway. Enter the elevator with Diane.	❤️+5, 💋+5, Diane's Pictures #32 - #39

0.9.2 Content

Once ❤️ = 35 AND 💋 = 35					
Hint	From	To	Location	Action	Reward
Did Claire/Mom notice anything? I should talk to her in the living room, after dinner	21:00	21:59	Living Room	Starts automatically when you're on the location.	❤️ +5, 💋 +5, Diane's Pictures #40 - #47, Unlock Next Action
It's time for my final session, let's go pay her a visit	12:00	12:59	Diane's Apartment	Starts automatically when you enter Diane's Apartment. At the end you'll receive a message from Diane with a photo.	❤️ +10, 💋 +10, Diane's Pictures #48 - #74, Diane's Video #1 - #2

0.9.7 Content

Once ❤️ = 50 AND 💋 = 50					
Hint	From	To	Location	Action	Reward
Maybe I should pay her a visit late in the evening	22:00	23:59	Diane's Apartment	Starts automatically when you enter Diane's Apartment. Pick the option to Fuck her	Diane's Pictures #75 - #84, Diane's Video #3, Therapy Achievement

Once ❤️ = 50 AND 💋 = 50				
Hint	Action		Reward	
No more hints available	CONGRATULATIONS. You've completed Diane's Path for version 0.9.7. Path to be continued in a future version.		(Diane) Grindmaster Achievement (Diane) Photographic Memory Achievement (Diane) Overachiever Achievement	

Valerie



She's smoking hot, dangerously wild and slightly crazy. She's also the owner of Neon.

You'll unlock Valerie while playing through Veronica's path. More specifically, you'll meet her when visiting the inside of the nightclub Neon for the first time. *There are no actions to be done with her for the current version (0.9.7). Please wait for a future version.*

Pam



She works as the manager of Gino's pizzeria. You don't know anything else about her (yet).

You'll meet Pam when you visit the Pizzeria for the first time. Her path is mixed with another character.

(SPOILER) This dark-haired beauty is the manager of Gino's by day, but at night she becomes the Urban Angel.

Megan



An aspiring model, with a passion for fashion. She works at the coffee shop to pay the bills, until she “makes it big”.

You'll meet Megan inside the Coffee shop. You'll unlock the coffee shop when you ask Emma out for coffee during her path. **There are no actions to be done with her for the current version (0.9.7). Please wait for a future version.**

Kathy



She works as a croupier at the casino. You don't know anything else about her (yet).

You'll meet Kathy when you visit the Casino for the first time. To unlock the Casino, you'll need to travel using the public transport (train), when travelling there's a random chance that your character will spot a casino ad that unlocks the Casino as a location. **There are no actions to be done with her for the current version (0.9.7). Please wait for a future version.**

Cassie



This beauty works as a receptionist at the Cydroid Technologies office. You don't know anything else about her (yet).

You'll unlock Cassie while playing through Mom/Claire's path. More specifically, you'll meet her when visiting Mom/Claire's workplace for the first time.
There are no actions to be done with her for the current version (0.9.7). Please wait for a future version.

Linda



This blond bombshell works at Cydroid Technologies. You don't know anything else about her (yet).

You'll unlock Linda while playing through Mom/Claire's path. More specifically, you'll meet her when visiting Mom/Claire's workplace for the second time.
There are no actions to be done with her for the current version (0.9.7). Please wait for a future version.

Dating Guide

Ashley

During the date you'll have to pick the correct option to increase her hearts. Although some are fixed other are random. For the random ones you'll need to pay attention to what Ashley says before the options appear. What she says is the hint to what you have to pick.

Date Start:

1. At the start you can pick the outfit she's wearing. This option is cosmetic only (although it affects the picture that are unlocked) so pick what you want for the first date and then pick the other on a second date.
 - a. "A sexy red dress" **or** "A sweater dress, with black knee-high boots".
2. Pay attention to how your character describes her (+2 heart):
 - a. "(She looks a little nervous...)" choose the option "Give her a hug."
 - b. "(She looks happy!)" choose the option "Kiss her on the cheek."
 - c. "(Wow, she looks hot!)" choose the option "Kiss her on the lips."
3. When giving her a present pick the teddy bear, you can buy it at the supermarket (+1 heart).
 - a. "Give her a teddy bear."
4. Pay attention to how she describes the movie you hope you'll pick (+1 heart):
 - a. "Of course! I'm sure you'll pick something fun!" choose the option "Meet the sisters."
 - b. "Of course! I'm sure you'll pick something I will like!" choose the option "The notepad."
 - c. "Of course! I'm sure you'll pick something exciting!" choose the option "The crawling dead."
5. Pay attention to how she describes the snack and drink she wants (+2 heart):
 - a. For the food:
 - i. "Something cold and sweet!" choose the option "A chocolate ice cream."
 - ii. "Something hot and salty!" choose the option "A hot dog."
 - iii. "Something sweet and crunchy!" choose the option "Some caramel popcorn."
 - iv. "Something salt and crunchy!" choose the option "Some hot nachos with cheese."
 - b. For the drink:
 - i. "Just something plain and simple!" choose the option "A bottle of water."
 - ii. "Something cold and sweet!" choose the option "A coke."
 - iii. "Something warm and sweet!" choose the option "A hot chocolate."
 - iv. "You know what, just surprise me!" choose the option "A glass of wine."

6. Pay attention to how Ashley asks for your opinion on the movie (+1 heart):
 - a. "This movie is great! Don't you think so?" choose the option "Oh I do! I think it's great!"
 - b. "What do you think of the movie?" choose the option "It's ok, I guess... I just like looking at you more..."
 - c. "Let me guess, you don't like the movie either?" choose the option "Nah, I think it's pretty boring."
7. Pick the option to kiss her [5 hearts required, you should have 7 hearts if you picked every correct option] (+1 heart).
8. Pick the option to put your hand on her leg [7 hearts required, you should have 8 hearts if you picked every correct option] (+2 heart).

If you got 9+ hearts at the end, you'll receive some alone time with Ashley in your bed.

Veronica

In order to reach 10 hearts, you're required to have met the fitness babe during the Gym Job and unlocked the Casino location (unlocked by riding the bus).

During the date you'll have to pick the correct option to increase her hearts. Although some are fixed other are random. For the random ones you'll need to pay attention to what Veronica says before the options appear. What she says is the hint to what you have to pick.

Date Start:

1. Pay attention to how your character describes her (+1 heart):
 - a. "(She blushes a little...)" choose the option "You look beautiful!"
 - b. "(She gives me a seductive look...)" choose the option "You look very sexy!"
 - c. "(She smiles at me...)" choose the option "You look amazing!"
2. When giving her a present pick the flowers, you can buy it at the supermarket (+2 heart).
 - a. "Give her flowers."
3. This option appears only if you met the fitness babe. Pick "Look at Veronica instead." (+1 heart):
4. Pay attention to how she describes the snack and drink she wants (+1 heart):
 - a. "I'm not sure what to order yet..." choose the option "Go first."
 - b. "I think I know what I'm getting" choose the option "Ladies first."
 - c. "Uhm, I have no idea what I should get..." choose the option "Order for the both of you."
5. Pick the option to drop your fork [3 hearts required, you should have 4 hearts if you picked every correct option] (+1 heart).
6. Pick the option "No, it's my treat, but thanks for offering!" (+1 heart).

7. If you haven't unlocked the Casino location the date ends. If you have then, pick the option "Well, the night is still young!" then pick "We should go to the casino?" [4 hearts required, you should have 6 hearts if you picked every correct option]
8. Pay attention to how she describes the drink she wants (+1 heart):
 - a. "I'd like something tropical, but not too strong..." choose the option "A Piña colada."
 - b. "I'd like something tropical, but not too light..." choose the option "A Daiquiri."
 - c. "I'd like something creamy, but not too strong..." choose the option "An Irish Coffee."
 - d. "I'd like something creamy, but not too light..." choose the option "A Mudslide."
9. During blackjack pay attention to what cards the dealer shows Veronica (+1 heart):
 - a. "I have a six and a four, the dealer has a queen." choose the option "Hit."
 - b. "I have a five and a six, the dealer has a jack." choose the option "Double down."
 - c. "I have a pair of jacks, the dealer has a king." choose the option "Split."
10. Pick the option to put your hand between her leg [8 hearts required, you should have 8 hearts if you picked every correct option] (+1 heart).
11. You'll repeat a game of blackjack. Like before, pick your choice depending on the cards the dealer shows Veronica (+1 heart)

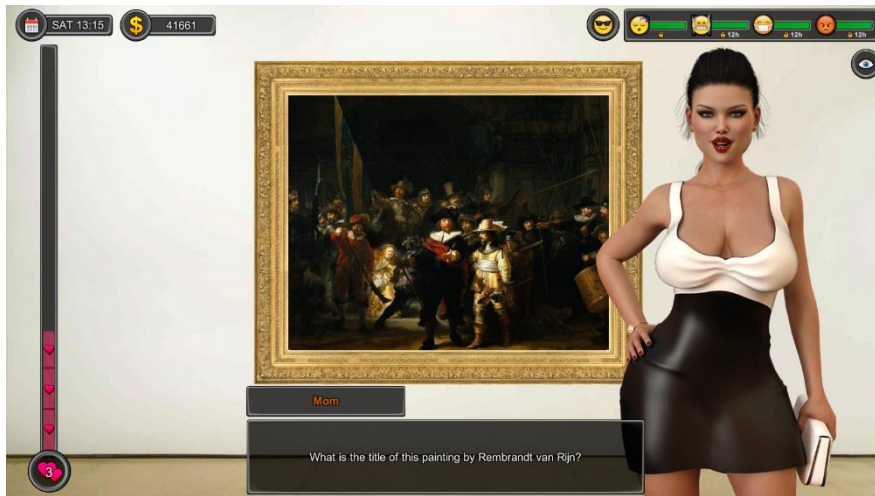
If you got 9+ hearts at the end, you'll receive some alone time with Veronica in her bed.

Mom/Claire

During the date you'll have to pick the correct option to increase her hearts. Although some are fixed other are random. For the random ones you'll need to pay attention to what Mom/Claire says before the options appear. What she says is the hint to what you have to pick.

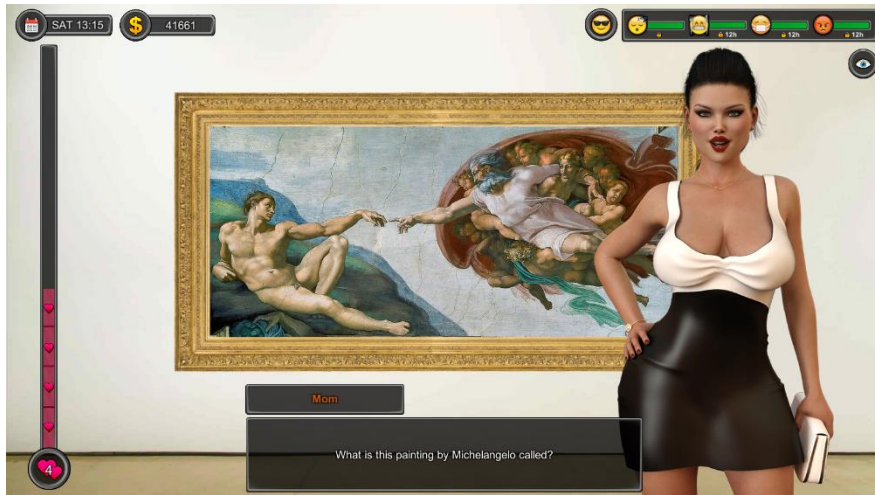
Date Start:

1. Pay attention to how she asks how she looks (+1 heart):
 - a. "Do I look...ok?" choose the option "You look beautiful!"
 - b. "Is it too much?" choose the option "You look very stylish!"
 - c. "How do I look?" choose the option "You look so hot!"
2. When giving her a present pick the chocolate, you can buy it at the supermarket (+2 hearts).
 - a. "Give her a box of chocolates."
3. You'll now have to respond to a trivia quiz about art. You'll receive three questions that are picked randomly from the list below (+3 hearts):



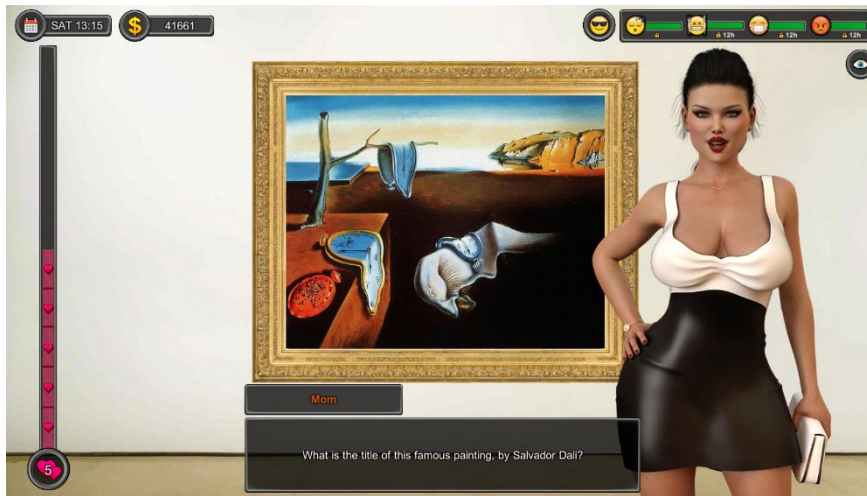
Q:

A: The night watch (1st)




Q:

A: The creation of Adam (3rd)



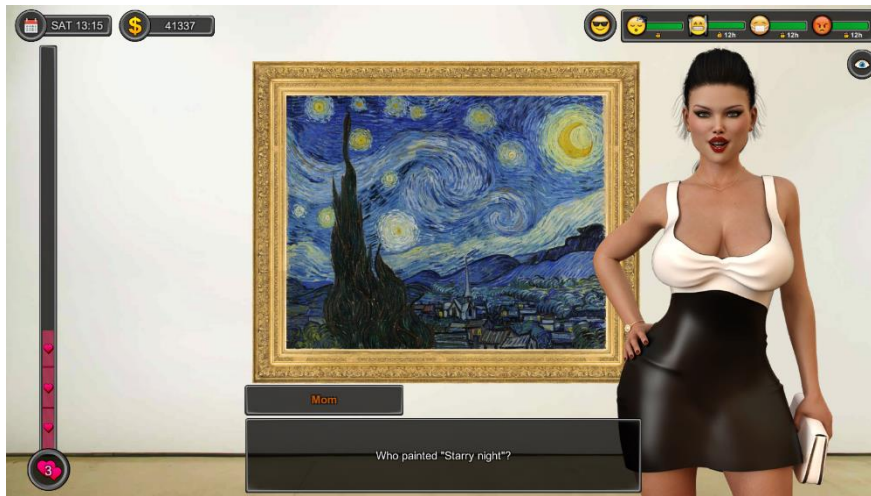
Q:

A: The persistence of memory (2nd)



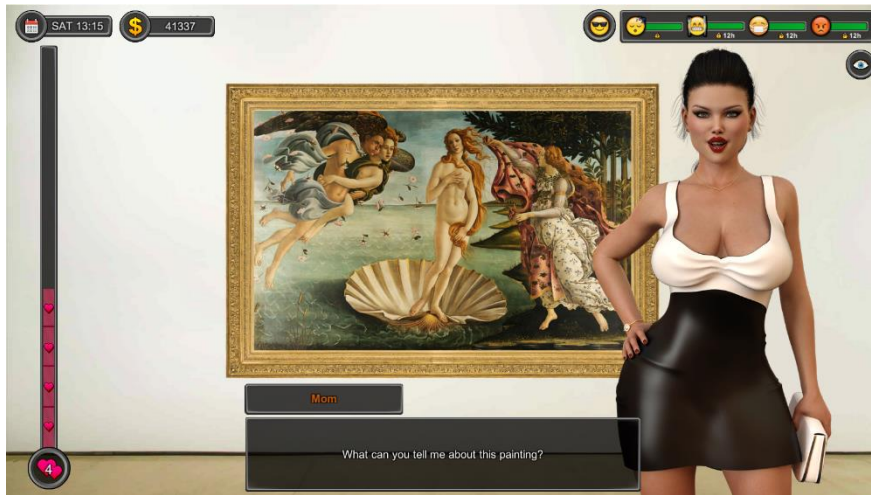
Q:

A: This is the “The scream”, by Edvard Munch (4th).



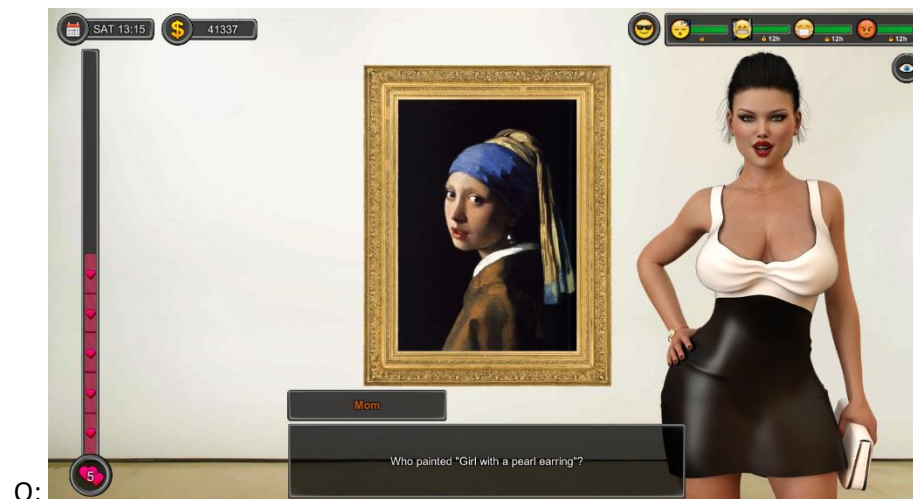
Q:

A: Vincent van Gogh (3rd)

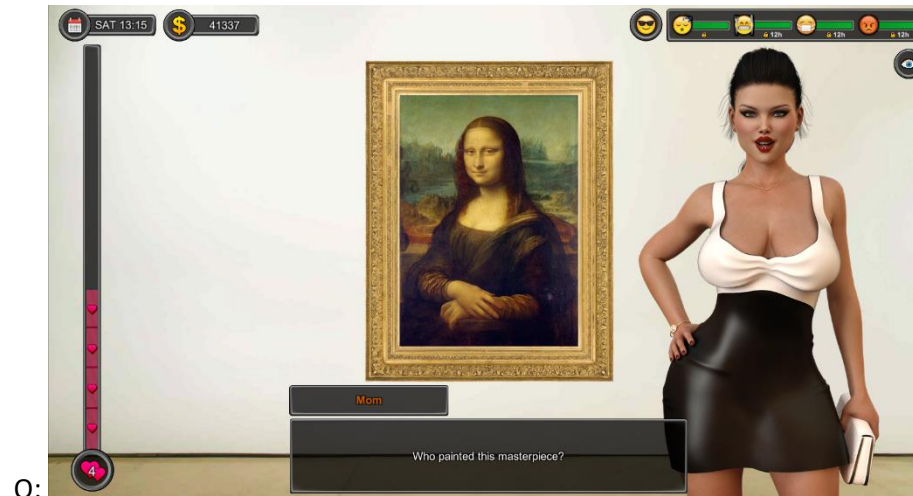


Q:

A: This is the "Birth of Venus" by Sandro Botticelli (1st)



A: Johannes Vermeer (4th)



A: Leonardo da Vinci (2nd)

4. When you're on the Egyptian exhibit pick the option "Take Mom/Claire to a quiet spot." [4 hearts required, you should have 6 hearts if you picked every correct option] (+1 heart).
5. Once outside the museum pick the option "Would you like to go for a walk through to the park?" [5 hearts required, you should have 7 hearts if you picked every correct option].
6. Pay attention and remember what she wants on her hotdog, she'll tell you three things (+1 heart):
7. After eating the hotdogs pick the option to lick it off [9 hearts required, you should have 9 hearts if you picked every correct option] (+1 heart).




If you got 9+ hearts at the end, you'll receive some alone time with Mom/Claire in her bed.

Angel

Angel has two different dates that play out differently, one on the Bar when asking her out for beer and the other at the Movie Theatre when asking her out to the movies. During the date, you'll have to pick the correct option to increase her hearts. Although some are fixed other are random. For the random ones, you'll need to pay attention to what Angel says before the options appear. What she says is the hint to what you have to pick.

Going out for Beer

Date Start:

1. Pay attention to how your character describes her (+1 heart):
 - a. "(She casually waves at me, as she sees me approaching)" choose the option "Give her a hug."
 - b. "(She smiles warmly at me, as she sees me approaching)" choose the option "Kiss her on the cheek."
 - c. "(She winks at me, as she sees me approaching)" choose the option "Kiss her on the lips."
2. When giving her a present pick the flowers, you can buy it at the supermarket (+2 heart).
 - a. "Give her flowers."
3. Pay attention to how she describes the drink she wants (+1 heart):
 - a. "I'll have some 'vino', please!" choose the option "Get her a glass of wine."
 - b. "I'll have a 'brewskie, please!" choose the option "Get her a beer."
 - c. "I'll have a 'slammer', please!" choose the option "Get her a tequila shot."
4. Either pick the option to not look (skips to step 7 but get +2 heart) or pick to look [2 hearts required, +1 heart].
5. If you don't have the required stats (you shouldn't the first time you reach this point) then pick the option "Nah, I better not...". If you have the required stats then pick the option "Payback time!" [4 hearts and  >= 20 required, +1 heart]
6. If you don't have the required stats (you shouldn't the first time you reach this point) then pick the option "She's right". If you have the required stats then pick the option "Mess with her a little." [6 hearts and  >= 30 required, +1 heart]
7. Pick the option to walk her home (+1 heart)
8. Pick the option to ask if she'll let you in [8 hearts and  >= 30 required, +1 heart]

Going out for a Movie

Date Start:

1. Pay attention to how your character describes her (+1 heart):
 - a. "(She smiles timidly, as she sees me)" choose the option "Give her a hug."
 - b. "(Her face lights up as she sees me)" choose the option "Kiss her on the cheek."
 - c. "(She gives me a sultry look.)" choose the option "Kiss her on the lips."
2. When giving her a present pick the flowers, you can buy it at the supermarket (+2 heart).
 - a. "Give her flowers."
3. For the movie pick one of the following depending on the options that appear (+1 heart):
 - a. Aquawoman (2nd Option)
 - b. Avengers: Endless War (1st Option)
 - c. Black Tiger (3rd Option)
4. Pick the option to kiss her [2 hearts required, you should have 4 hearts if you picked every correct option] (+1 heart).
5. If you don't have the required stats (you shouldn't the first time you reach this point) then pick the option "Don't worry...". If you have the required stats then pick the option "Oh, please..." [4 hearts and 💋 >= 25 required, +1 heart]
6. If you don't have the required stats (you shouldn't the first time you reach this point) then pick the option "Yes, please do!". If you have the required stats then pick the option "Actually..." [6 hearts and 💋 >= 35 required, +1 heart]
7. Pick the option to take her home (+1 heart)
8. Pick the option to ask if she'll let you in [8 hearts and 💋 >= 30 required, +1 heart]


Collectable

Below is a list of all the collectable photos. These photos are unlocked by picking them up from the game world. Note that some collectables require that you picked up a specific collectable first so if they don't appear it means that you have to pick up another one first (this guide will refer the one needed to collect).

Ancient Egypt



#1 – Location: Elevator Hallway at your apartment.
Available from start



#2 – Location: Book Store at the Shopping Mall.
Requires that you collected Ancient Egypt Collectable #1



#3 – Location: Movie Theatre. To obtain this collectable you're required to pass a movie quiz. 10 questions are picked randomly from the list below.
This collectable is available as soon as you unlock the Movie Theatre location (during Ashley's Path)

Q: Which Austrian actor is famous for the line "I'll be back"?
A: Arnold Schwarzenegger [2nd Option]

Q: Which of these superheroes isn't part of the Avengers?
A: Superman [3rd Option]

Q: In Titanic, Jack says "I'm the king..."
A: Of the world [3rd Option]

Q: Which movie was not directed by Quentin Tarantino?
A: The Shawshank Redemption [3rd Option]

Q: "Get busy living or get busy dying"?

A: The Shawshank Redemption [1st Option]

Q: Who said: "I ate his liver with some fava beans and a nice Chianti"?

A: Hannibal Lecter [3rd Option]

Q: "The name's Bond..."

A: James Bond [3rd Option]

Q: "Dirty Harry" said: "Go ahead..."?

A: Make my day [2nd Option]

Q: In the movie "Scarface" Al Pacino says "Say hello..."?

A: To my little friend! [1st Option]

Q: What did Darth Vader say to Luke?

A: I am your father! [2nd Option]

Q: "The first rule of Fight Club is..."?

A: You do not talk about Fight Club [4th Option]

Q: In "Die Hard" Bruce Willis says...

A: Yippee ki yay, motherfucker! [4th Option]

Q: Who is the owner of the Chocolate Factory?

A: Willy Wonka [4th Option]

Q: Who is "The hero Gotham deserves, but not the one it needs right now"?

A: Batman [3rd Option]

Q: Who said: "You shall not pass!"?

A: Gandalf the Grey [3rd Option]

Q: In the movie "Finding Nemo", Nemo is a...

A: Fish [2nd Option]

Q: From "Jaws": "You are going to need a bigger..."

A: Boat [2nd Option]

Q: The Godfather was going to "Make him..."?

A: An offer he can't refuse [2nd Option]


You'll obtain the collectable and the Movie buff Achievement if you answered every question correctly.



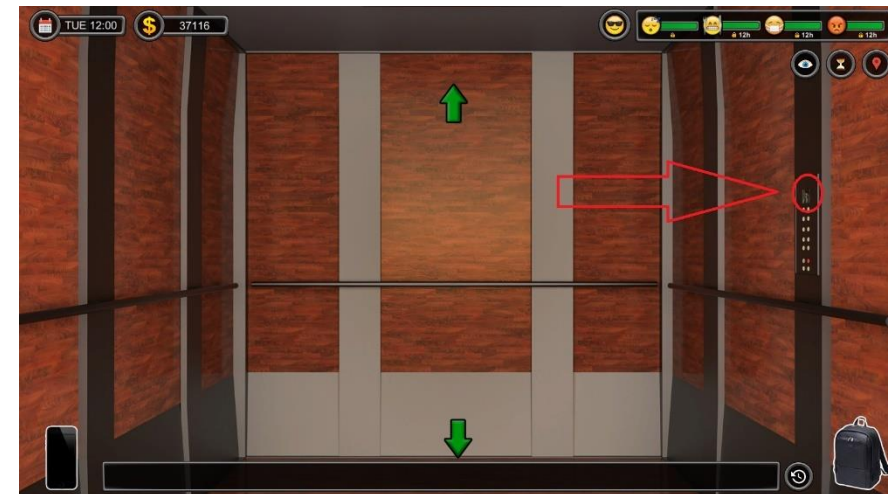
#4 – Location: Lobby at your apartment
Requires that you collected Ancient Egypt Collectable #3



#5 – Location: Your Room
Available from start



#6 – Location: Drug Store at the Shopping Mall.
Requires that you collected Ancient Egypt Collectable #5

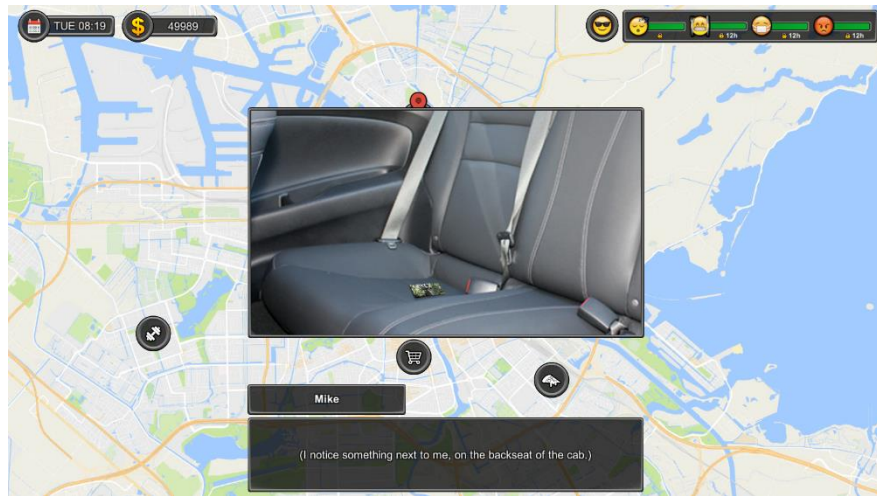


#7 – Location: Elevator at your apartment
Available from start



#8 – Location: Lingerie Store at the Shopping Mall
Requires that you collected Ancient Egypt Collectable #7

Armed Forces



#1 – Location: World Map Taxi, Random chance of appearing when moving in the map with the taxi cab. Available from start



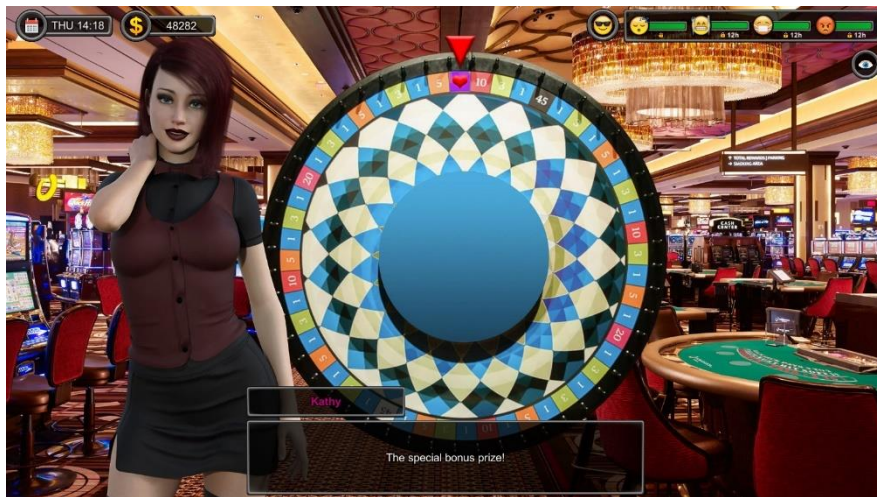
#2 – Location: Clothing Store at the Shopping Mall.
Requires that you collected Armed Forces Collectable #1



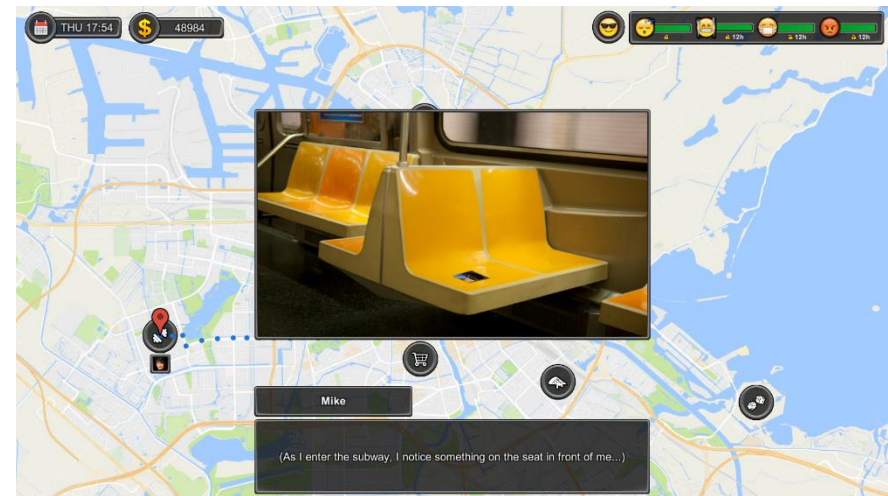
#3 – Location: Restaurant. This collectable is available as soon as you unlock the Restaurant location (during Veronica's Path)



#4 – Location: Roof at your apartment.
Requires that you collected Armed Forces Collectable #3



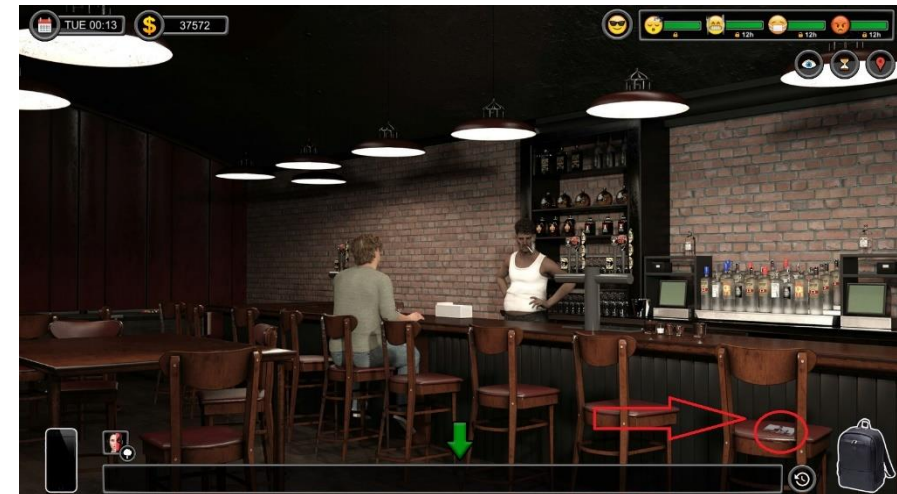
#5 – Location: Casino. To obtain this collectable you're required to win it in the Money Wheel while spending \$100 for each try. This collectable is available as soon as you unlock the Casino location (random event while traveling using the bus)



#6 – Location: Location: World Map Bus, Random chance of appearing when moving in the map with the public transport. Requires that you collected Armed Forces Collectable #5



#7 – Location: Tanning Room at the Health Club Added on game version 0.8.4. Available from start



#8 – Location: Bar Added on game version 0.8.9. This collectable is available as soon as you unlock the Bar location (during Angel's Path)

Forbidden Lotus




#1 – Location: Ashley's Room at your apartment.
Can only obtain it when Ashley's not in her room.
Available from start



#2 – Location: Parking lot at Tennis Court. You'll unlock the Tennis Court during Debby's Path.
Requires that you collected Forbidden Lotus Collectable #1



#3 – Location: Veronica's Room at your apartment.
Can only obtain it when Veronica's not in her room.
Available from start



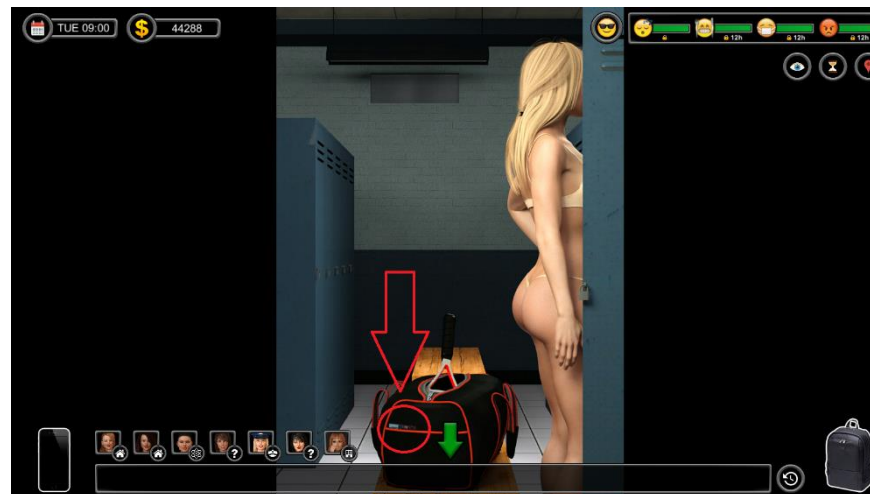
#4 – Location: Gym 2 at Health Club.
You'll need the gym membership to enter.
Requires that you collected Forbidden Lotus Collectable #3



#5 – Location: Men's Locker Room at Health Club.
You'll need the gym membership to enter.
Available from start



#6 – Location: Cassie has it. Talk to her at the Office. You'll unlock the Office during Mom/Claire's Path.
Requires that you collected Forbidden Lotus Collectable #5



#7 – Location: Locker Room at Police Station.
You'll enter this room during Debby's Path.
Available from start

Glory of Rome



#1 – Location: Upstairs Room at Neon Nightclub.

This collectable is available as soon as you unlock the Neon location (during Veronica's Path)



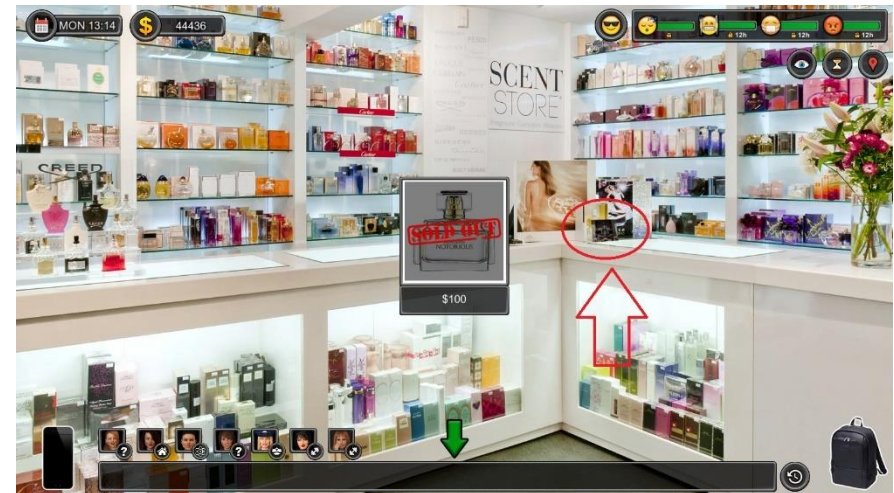
#2 – Location: Outside of Neon Nightclub. In the trashcan.

Requires that you collected Glory of Rome Collectable #1



#3 – Location: On the trashcan at the Park.

This collectable is available as soon as you unlock the Park location (during Veronica's Path)



#4 – Location: Perfume Shop at the Shopping Mall.

Requires that you collected Glory of Rome Collectable #3



#5 – Location: Police Station

This collectable is available as soon as you unlock the Police location (during Veronica's Path)



#6 – Location: Megan has it. Examine the collectable then talk to her at the Coffee Shop. You'll unlock the Coffee Shop during Emma's Path. Requires that you collected Glory of Rome Collectable #5




#7 – Location: World Map Walk, Random chance of appearing when moving in the map on foot at night. You'll hear someone calling you and when he meets you, he'll comment on how you're a man of culture and sell you the collectable for \$500. (**Note:** He may sell you a taser instead. If so try to trigger the scene again). Available from start



#8 – Location: Outside the Museum. You'll unlock the Museum Location during Mom/Claire's Path. Requires that you collected Glory of Rome Collectable #7

Interstellar



#1 – Location: Apartment Foyer
Available from start



#2 – Location: Bathroom
Requires that you collected Interstellar Collectable #1



#3 – Location: Kitchen
Available from start, won't appear if mop and bucket are on screen

Most wanted



#1 – Location: Sex Shop.

This collectable is available as soon as you unlock the Sex Shop location (during Veronica's Path)



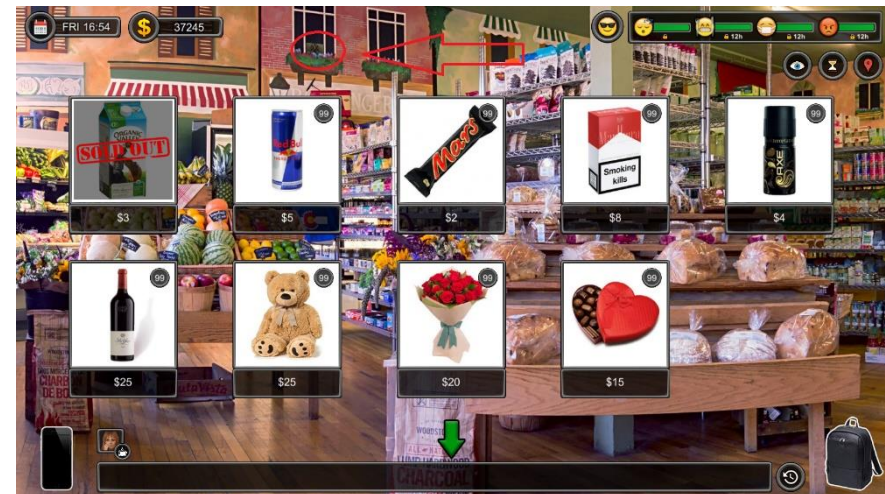
#2 – Location: Masquerade Entrance

Requires that you collected Most wanted collectable #1



#3 – Location: Beach

This collectable is available as soon as you unlock the Beach location (it's unlocked by going there with the family on a Sunday)



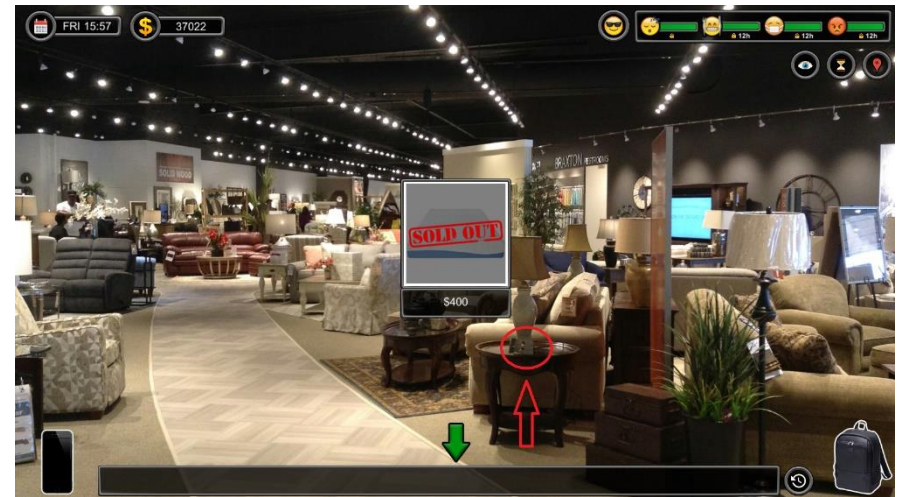
#4 – Location: Supermarket

Requires that you collected Most wanted collectable #3



#5 – Location: Tennis courts

This collectable is available as soon as you unlock the Tennis court location (during Debby's path)



#6 – Location: Furniture store at the Shopping Mall.

Requires that you collected Most wanted Collectable #5

Achievements

This section lists all the Achievements and their descriptions.

MC

1. Learning the ropes
 - **Description:** Finish the introduction
 - **How to unlock:** Simply finish the game's tutorial, it's also earned automatically if you choose to skip it.
2. Getting acquainted
 - **Description:** Meet all the girls
 - i. Ashley: In your apartment
 - ii. Veronica: In your apartment
 - iii. Mom/Claire: In your apartment
 - iv. Sophia: In Ashley's room, on Sundays
 - v. Pam: At Gino's Pizzeria
 - vi. Debby: At the police station
 - vii. Amy: At the health club
 - viii. Valerie: At Neon, behind the bar
 - ix. Kathy: At the casino
 - x. Cassie: At Cydroid Technologies
 - xi. Linda: At Cydroid Technologies
 - xii. Emma: At the health club
 - xiii. Megan: At coffee shop
 - xiv. Angel: In the streets, at night
 - **How to unlock:** Simply meet every girl in the game, you'll meet the majority of them while playing through the 3 main girls (Ashley, Veronica and Mom/Claire). For a more detailed description of how to unlock each girl check out their section of the main walkthrough.
3. The more the merrier
 - **Description:** Complete the group yoga event
 - i. Family yoga
 - ii. Ashley & Veronica in the bathroom

- **How to unlock:** On Saturday at 8:00 visit the family at the roof and join them during their yoga (need 10 🍷). Once done go to the bathroom at 10:00 and peek to see Ashley & Veronica (need to advance their story until their stats are Ashley [❤️ >= 55, 💋 >= 40] and Veronica [❤️ >= 15, 💋 >= 30, 🍷 >= 65])

4. Masquerade

- **Description:** Complete all the masquerade events
 - Find a Masquerade token
 - Learn more about Masquerade
 - ...
- **How to unlock:** ...
-

5. Fully upgraded

- **Description:** Purchase all available upgrades
 - Grill
 - Electric toothbrush
 - Video game
 - Alarm clock
 - Memory foam mattress
- **How to unlock:** Go to the Shopping Mall and purchase all the above items from the Electronics Store and Furniture Store. You'll need a total of \$600 to purchase all items.

6. Grindmaster

- **Description:** Reach the maximum amount of stat points
 - Body (x/50)
 - Mind (x/50)
 - Charisma (x/50)
- **How to unlock:** Simply raise your main character's stats. For a more detailed description of how to raise each one, check out the Main Character section of the main walkthrough.

7. Explorer

- **Description:** Discover all locations
 - Apartment
 - ...
- **How to unlock:** ...

8. Traveler

- **Description:** Discover all travel events
 - Find a wallet with some cash
 - Escape a robber

iii. Defeat a robber

- **How to unlock:** ...

9. Movie buff

- **Description:** Get a perfect score on the movie quiz
- **How to unlock:** The movie quiz is available when you unlock the Movie Theatre Location (by completing Ashley's Date). In order to obtain this achievement, you'll need to answer all 10 of the questions correctly. If you need help answering the questions then check out the Collectable Section on Ancient Egypt #3 for all the questions and answers.

TODO. Apologies, this section is still being done