



Пошаговое сделано для версии 0.9.7.

По Sonic93XXX в F95Zone

## Содержание

Рождество Эпизод Пошаговое .....	4
Главная Пошаговое .....	5
Главный герой .....	5
0.9.6 Содержание .....	7
Эшли: .....	8
Дополнительные сцены .....	14
0.9.2+ Содержание .....	14
Вероника: .....	15
Дополнительные сцены .....	23
0.9.1+ Дополнительные сцены .....	23
0.9.7 Содержание .....	23
Мама / Claire: .....	24
Дополнительные сцены .....	33
0.8.4+ Содержание .....	34
0.9.0+ Дополнительные сцены .....	34
Эй: .....	35
Дополнительные сцены .....	38
0.8.8+ Содержание .....	38
София: .....	39
Дополнительные сцены .....	42
0.9.0+ Содержание .....	43
Дебби .....	44
0.9.3+ Содержание .....	46
Эмма .....	48

0.8.5+ Содержание .....	51
Angel .....	54
0.8.9+ Содержание .....	55
Диана .....	58
0.9.7 Содержание .....	60
Valerie .....	61
Ram .....	61
Меган .....	62
Кэти .....	63
Касси .....	63
Линда .....	64
Знакомства Руководство .....	65
Эшли .....	65
Вероника .....	66
Мама / Claire .....	67
Angel .....	72
Выход для пива .....	72
Выход для кино .....	73
Коллекционные .....	74
Древний Египет .....	74
Вооруженные силы .....	79
Запретный Потос .....	81
Слава Рима .....	83
Interstellar .....	85
Самый разыскиваемый .....	87
Достижения .....	89
МС .....	89

## Рождество Эпизод Пошаговое

Следующие параметры необходимы для достижения 100% баллов в Рождество Эпизод выпущен на версии 0.8.6.

1. Проверьте Вероники. Выберите опцию «Ругать ее»
2. Проверка на Эшли. Выберите опцию «Все в порядке, я думаю ...»
3. Проверьте маму / Claire.
4. Проверьте Вероники. Выберите опцию «Это зависит от ...»
5. Когда речь идет о напитках, Эшли выбрать «Стакан красного вина».
6. Вы получите сообщение от Эшли так читать.
7. Для Вероники выбрать «Манхэттен».
- +8. И, наконец, для мамы / Claire выбрать «Ирландский кофе»
9. Выберите опцию «идти в свою комнату».



## Главная Пошаговое

Это главный Пошаговое. Игра делает хорошую работу, рассказав вы хотите сделать так, что вы действительно не нужно. Вы можете использовать его, если вы застряли или нужно выяснить, как разблокировать определенную картинку, кино, сцену или достижение. Некоторые замечания:

- Каждое действие, которое увеличивает статистика работает только при определенных пороговых значениях. **Пример:** Смотря комедии фильм с Эшли увеличит ее ❤️ стат на 1, но только тогда, когда ❤️ ниже 10. После того, как он достигнет 10, вам нужно использовать другое «превосходное» действие, которое в этом случае будет смотреть романтический КИНО.
- В выходные дни (суббота и воскресенье) некоторые девушки будут идти через другой график, так некоторые действия не будут работать или заменены другим ( **пример:** Эшли будет проводить время с Софией в торговом центре в субботу, и в ее комнате в воскресенье. Это означает, что действие домашнего задания недоступно по выходным).
- Игра позволяет большую свободу. Вы можете работать на всех девушек одновременно или по одному за раз, когда вы выбираете. Личная рекомендация о событиях в воскресенье, чтобы разблокировать Софию в первом воскресенье, так как она занимает самый длинный помол всех девочек (в версии 0.8.5). На второе воскресенье пригласить Эмму, так что вы можете разблокировать солнцезащитный крем для дальнейшего продвижения ее сцены в следующий раз.




## Главный герой











Это ты! 20-летний парень, в окружении горячих женщин, вся Жажда внимания, потому что вы ... Человек из Дома! ™

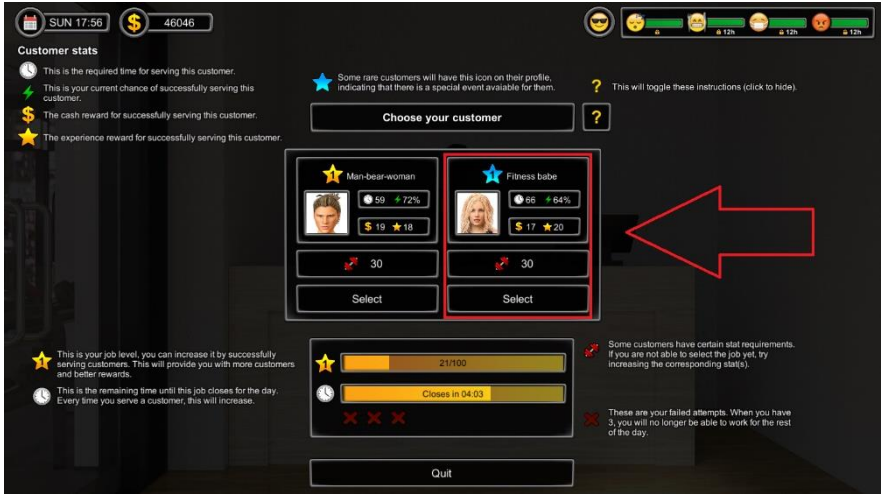
Все картинки, кино, сцена и достижение, которые не девушка конкретная находятся на главном герое (МС для краткости) части телефона.

Ваш персонаж имеет три статистические данные, которые вам нужно увеличить, чтобы пройти через каждую сцену игры может предложить. Тока максимальное значение равно 50 для каждого стата.

-  Тело. Для того, чтобы увеличить его вам нужно посетить **Клуб здоровья Расположение** и использовать **тренировки машины**.
-  Разум. Чтобы увеличить его, вы должны пройти через **онлайн-курсы с использованием ПК в вашей комнате**.
-  Харизма. Для того, чтобы увеличить его вам нужно посетить **Клуб здоровья Расположение** и использовать **Солярии номер**. В отличие от двух других можно только увеличить харизму один раз в день, поэтому начинайте увеличивать его рано. Вы также можете купить духи в торговом центре, чтобы увеличить харизму на 10 пунктов, но вы можете использовать только этот метод один раз.

От к		Место нахождения	действие	Вознаграждение
8:00 8:59		Крыша ( СУББОТА )	<p>Требуется по меньшей мере </p> <p>Присоединяйтесь к семейной йоге. Проверьте каждый из девушек за картину.  (1:00)</p> <p><b>НОТА:</b> Возможность продолжать дальше не доступен для текущая версия игры (0.8.4)</p>	MC Фотография # 1 - # 14 Чем больше веселая Achievement (1/3)
10:00 10:59	Наверху Прихожая		<p>Предполагается, что статистика Ashley  = 55,  &gt; = 40) и</p> <p>Статистика Veronica (  &gt; = 15,  &gt; = 30,  &gt; = 65)</p> <p>Попробуйте войти в ванную комнату затем выбрать опцию подсмотреть  (0:15)</p>	MC Фотография # 15 - # 22 Чем больше веселое Достижение (2/3)
11:00 0:59		Пиццерия	<p>Сделайте работу Пиццерия, пока не дойдете до уровня 3. После того, как там сделать доставку в Sexu ИФОМ, который имеет голубой звезды с номером 3. Выберите вариант для нее, чтобы заплатить вам с альтернативным методом (\$ 15)</p>	MC Picture # 39 - # 43 сотрудников преимущества (1/2)
10:00 21:59		Клуб здоровья	<p>Сделайте работу тренажерного зала. В каждом уровне сделать тренировки с малышкой фитнес (она имеет синюю звезду). Для каждого из трех уровней вы будете разблокировать различные картинки с ней.</p>	MC Picture # 44 - # 54 Сотрудник пособия (2/2)





0.9.6 Содержание

нарек	От	К	Место нахождения	действие	Вознаграждение
Я должен спросить Веронику, что происходит в ванной комнате на По субботам утром	10:00	10:59	лестница	Поговорите с Вероникой и спросить ее, что происходит в ванной комнате в субботу утром	Разблокировка следующего действия
	12:00	14:59	Номер Вероники		
Вероника обещала мне оставить дверь ванной комнаты незапертой, когда она там с Эшли, в субботу утро	10:00	10:59	Наверху Прихожая	Войдите в ванную и наслаждаться	МС Фотография # 23 - # 38, # 1 Видео МС - # 2, Чем больше веселое Достижение (3/3)

Игра Окончание:

Чтобы получить доступ к играм окончаний, проверить вашу спальню затем выбрать опцию «Думай о будущем». Выберите окончание вы хотите. По состоянию на v0.9.6 только концовка Эшли доступна.

**Замечания:** Комплектование окончание на самом деле не закончить игру, так как в конце вам будет предоставлена возможность продолжать игру, которая поместит вас обратно, прежде чем выбрать концовку.

Эшли:



Ваша милая сестра. Она типичная 18-летняя девочка. Она любит моду, поп-музыку и ходить в кино.

От 0 - 10					
нарек	От к		Место нахождения	действие	Вознаграждение
Она любит, когда я похвалить ее во время завтрака	8:30 9:29		лестница	Сделать ей комплимент	+ 1
Я должен проводить больше времени с ней. Может быть, я могу помочь ей с домашним заданием или посмотреть фильм с ней	15:00 16:59	Комната Эшли		Требуется по меньшей мере 10  Научите ее либо Math или История (1:00)	+ 1
	19:00 19:59	Гостиная	часы комедия фильм с ней (1:30)		
Может быть, я должен сказать, спокойной ночи к ней, прежде чем она ложится спать 22:00 22:59 номер Эшли				Поговорите с ней, и прощаться	+ 1

С 10 - 15 А ТАКЖЕ 0 - 5					
нарек	От к		Место нахождения	действие	Вознаграждение
Я должен похвалить ей некоторые Больше	8:30 9:29		лестница	Сделать ей комплимент	+ 1
Я уверен, что она могла бы использовать некоторые помочь с ее биологии домашнее задание.	15:00 16:59	Комната Эшли		Требуется по меньшей мере 20  Научите ее биологии (1:00) Скажи ей, что это не странно	+ 1,  + 1



Может быть, я должен попытаться наблюдать, как романтический фильм с ней	19:00	19:59	Гостиная	Посмотрите романтический фильм с ней (1:30) 🕒	❤️ + 1, 💋 + 1
Может быть, я должен сказать, спокойной ночи <u>к ней, прежде чем она ложится спать</u>	22:00	22:59	номер Эшли	Поговорите с ней, и прощаться	❤️ + 1

однажды ❤️ = 15 И = 5 💋					
нарек	От к		Место нахождения	действие	Вознаграждение
Может быть, я должен попытаться наблюдать, как романтический фильм с ней	19:00	19:59	Гостиная	Посмотрите романтический фильм с ней (1:30) 🕒	❤️ + 5, Unlock следующее действие
Я уверен, что она могла бы использовать некоторые помочь с ее биологии домашнее задание.	15:00	16:59	Комната Эшли	Научите ее биологии (1:00) 🕒	❤️ + 5, 💋 + 5, разблокировать следующее действие






С 25 - 30 А ТАКЖЕ ❤️ 10 - 15 💋					
нарек	От	К	Место нахождения	действие	Вознаграждение
Если я смотрю фильм ужасов с ней, она, вероятно, получить слишком страшно спать в одиночку	19:00	19:59	Living Room	смотреть фильм ужасов с ней (1:30). 🕒	❤️ + 1, 💋 + 1 Вы будете просыпаться в 8:00
	В любое время	1:00	Твоя комната	Ложитесь спать, оставьте дверь закрыта (опция появляется в зависимости от того, насколько вы продвинулись с Mom / Claire путь) <b>А ТАКЖЕ</b> спать с боксерами. Она должна посетить как можно Пока вы находитесь в постели в 1:00.	
Я должен помнить, чтобы сказать Goodnight ей	22:00	22:59	Комната Эшли	Поговорите с ней, и прощаться	❤️ + 1
Мне действительно нужно быть осторожным, если я смотрю порно, только после того, как она пошла в кровать	22:00	1:59	Твоя комната	Смотреть порно	💋 + 1









однажды ❤️ = 30 И = 15 💋					
нарек	От к		Место нахождения	действие	Вознаграждение
Давайте сказать ей спокойной ночи, прежде чем она ложится спать	22:00	22:59	номер Эшли	Поговорите с ней, и прощаться. После сцены вы получите сообщение от нее. Прочитайте его.	💋 + 5, ❤️ + 5, разблокировка Следующих Действий





С 35 - 40 <b>А ТАКЖЕ</b> 20 - 25					
намек	От	К	Место нахождения	действие	Вознаграждение
Она попросила меня прийти посмотреть ее во время домашней работы	15:00	16:59	Эшли номер	Поговорите с ней, а затем выбрать вариант, чтобы поцеловать <b>ей</b>	❤️ + 1
Она всегда принимает ванну в вечер	21:00	21:59	На втором этаже прихожая	Выберите вариант, чтобы пойти в ванную. Присоединиться к ней на бане (1:00)	💋 + 1, Эшли Picture # 8
Она любит получать спокойную ночь поцелуй от меня	22:00	22:59	Комната Эшли	Поговорите с ней, и прощаться	❤️ + 1
Она держит меня перебивать, когда я пытаюсь смотреть порно позже вечером	22:00	1:59	Ваш номер	смотреть порно и сказать ей, что вы просто ищете в вашей электронной почте	💋 + 1


однажды ❤️ = 40 И = 25 💋					
намек	От к		Место нахождения	действие	Вознаграждение
Наши послеобеденные поцелуи становятся более страстными каждый время	15:00	16:59	Эшли номер	Поговорите с ней, а затем выбрать вариант, чтобы поцеловать <b>ей</b>	💋 + 5, ❤️ + 5, разблокировка Следующих Действий






От 45 - 55 <b>А ТАКЖЕ</b> 30 - 35					
намек	От	К	Место нахождения	действие	Вознаграждение
Она тратит столько времени на ее домашнее задание, может быть, я должен помочь ей немного расслабиться	15:00	16:59	Эшли номер	Поговорите с ней, а затем выбрать вариант, чтобы поцеловать <b>ей</b>	❤️ + 2
Наши Goodnight поцелуи имеют <u>стать намного интереснее</u>	22:00	22:59	Комната Эшли	Поговорите с ней, и прощаться	❤️ + 2
Это почти кажется, как будто она только и ждет, чтобы поймать меня смотреть порно вечером	22:00	1:59	Ваш номер	смотреть порно и выбрать опцию «Эмм ... Что ж...»	💋 + 1
Если она боится ночью, она может остаться со мной. До тех пор, пока она не возражает против меня спать обнаженный	В любое время	1:00	Твоя комната	<ul style="list-style-type: none"> <li>Смотреть фильм ужасов с ней в гостиной между 19:00 и 19:59 (1:30).</li> <li>Ложитесь спать, оставить дверь закрыта <b>А ТАКЖЕ</b> спать голым. Она должна посетить до тех пор, пока вы в постели в 1:00.</li> </ul>	💋 + 1



однажды  = 55 И = 35 					
нарек	От к		Место нахождения	действие	Вознаграждение
Может быть, она готова к вещам Чуть дальше, во время домашней работы 15:00	16:59	Эшли номера	Поговорите с ней, а затем выбрать вариант, чтобы поцеловать	ей	 +5, Эшли Picture # 8, Улыбнитесь! Результат (2/5), Разблокировка Следующие действия
Другой вечер, когда я шел мимо комнаты мамы, это звучало, как она и Эшли <u>спорили о чем-то</u> Может быть, я должен купить ей некоторые хороший белье в торговом центре	22:00 22:59		На первом этаже прихожая	Выберите опцию «Что ?! Это нелепо!"	 +5, Разблокировка Купить Babydoll вариант на белье магазин (торговый центр)
	8:00 19:59	Торговый центр		Купить Babydoll (\$ 100)	Разблокировка следующего действия
Я удивлю ее белье, я купил ее, я должен дать ей, когда она в своей комнате	15:00 16:59	Комната Эшли	Дайте ей Babydoll из инвентаря		 +5, Разблокировка Следующие действия



С 65 - 75 А ТАКЖЕ  40 - 45 					
нарек	От	К	Место нахождения	действие	Вознаграждение
Она любит наш маленький днем Makeout сессий	15:00	16:59	Эшли номер	Поговорите с ней, а затем выбрать вариант, чтобы поцеловать ей	 +2,  + 1
Она очень любопытная о порно я смотрю	22:00	1:59	Твоя комната	Смотреть порно, выбрать опцию «Эмм ... ну ...», а затем позволить ей присоединиться к вам (0:45)	 +2,  +1, Эшли Picture # 11
Это не кажется, что она больше не нуждается в оправдании, чтобы остаться со мной ночь	15:00	1:00	Твоя комната	Ложитесь спать, оставить дверь закрыта А ТАКЖЕ спать голым. Она должна посетить до тех пор, вы в постели в 1:00.	 +2,  + 1







однажды  = 75 И = 45 					
нарек	От к		Место нахождения	действие	Вознаграждение
Она любит принимая ванны вместе 21:00	21:59		На втором этаже прихожая	Выберите вариант, чтобы пойти в ванную. Присоединиться к ней на бане (1:00). Когда-то сделали вы получите сообщение от нее.	 +5, Эшли Сцена № 1, Эшли Фото # 7 # 9 # 10 сыра Say! Достижение (3/5)
Интересно, если она будет посылать некоторые больше Селфи	15:00 16:59		В любом месте	Вы получите сообщение. Просто читать.	 +5, Фотографии Эшли # 14 - # 15, Unlock Дальнейшие действия Улыбнитесь! Достижение (4/5)

От 50 - 60 					
нарек	От	К	Место нахождения	действие	Вознаграждение
Она не стеснялась все больше, когда мы принимаем ванну вместе	21:00	21:59	На втором этаже прихожая	Выберите вариант, чтобы пойти в ванную. Присоединиться к ней на бане (1:00). Когда-то сделали вы получите сообщение от нее.	 + 2
Она любит смотреть порно с мне	22:00	1:59	Твоя комната	Смотреть порно, выбрать опцию «Эмм ... ну ...», а затем позволить ей присоединиться к вам (0:45)	 + 2, Эшли Picture # 12 Интернет-знакомства Achievement
Наши маленькие ночевки становятся все более и более интересно	В любое время	1:00	Твоя комната	Ложитесь спать, оставить дверь закрыта <b>А ТАКЖЕ</b> спать голым. Она должна посетить до тех пор, вы в постели в 1:00.	 + 2, Эшли Picture # 28

однажды  = 60					
нарек	От	К	Место нахождения	действие	Вознаграждение
Она на самом деле, кажется, любит давать мне мастурбирует после просмотра порно со мной	22:00	1:59	Твоя комната	Смотреть порно, выбрать опцию «Эмм ... ну ...», а затем позволить ей присоединиться к вам (0:45). В конце концов, вы получите сообщение от Эшли. Прочитайте его.	 + 5, Эшли Picture # 13, Улыбнитесь! Результат (5/5), Разблокировка следующего действия
Я люблю просыпаться рядом с ней и чувство ее задницу помол против меня	В любой момент	1:00	Твоя комната	Ложитесь спать, оставить дверь закрыта <b>А ТАКЖЕ</b> спать голым. Она должна посетить до тех пор, вы в постели в 1:00.	 + 5, Фотографии Эшли # 29 - # 39, Разблокировка следующего действия
Может быть, я должен взять другой ванна с ней	21:00	21:59	На втором этаже прихожая	Выберите вариант, чтобы пойти в ванную. Присоединиться к ней на бане (1:00). После этого вы получите сообщение от ей.	 + 5,  + 5, Фотографии Эшли # 60 - # 65, Разблокировка Следующие действия



От 75 - 85 					
нарек	От	К	Место нахождения	действие	Вознаграждение
Может быть, она заслуживает «награды» за все, что делает домашнее задание	15:00	16:59	Эшли Номер	Поговорите с ней, а затем выбрать вариант, чтобы спросить что она имеет в виду <b>Замечания:</b> Для того, чтобы разблокировать каждую картинку, которую вы должны будете дважды закончить. Одно и еще с зумом	 + 2 Эшли Picture # 16 - # 20 # 23- # 25 # 21 - # 22, если вы эякулировать без увеличения масштаба # 26 - # 27, если вы эякулята с увеличением в без масштабирования Эшли Видео # 1, # 2, если увеличить

Она любит, чтобы ее киску лизали, когда мы принимаем ванны вместе	21:00	21:59	Наверху прихожая	Выберите вариант, чтобы пойти в ванную. Присоединиться к ней на бане (1:00). Когда-то сделали вы получите сообщение от нее.	 + 2
Она любит давать мне утром Оральный	В любое время	1:00	Твоя комната	Ложитесь спать, оставить дверь закрыта <b>А ТАКЖЕ</b> спать голым. Она должна посетить до тех пор, вы в постели в 1:00.	 + 2

однажды  = 85					
Подсказка	От	к	Место нахождения	действие	Вознаграждение
Когда мы идем на пляж вместе в воскресенье утром, обычно есть мороженный ван на набережной	9:00	9:59	Stairway ( <b>ВОСКРЕСЕНЬЕ</b> )	<ul style="list-style-type: none"> <li>Знакомства Mom / Claire и Эшли во время завтрака, убедитесь, что вы хотите пойти на пляж (9:00) </li> <li>Не выбирайте вариант пригласить Софию</li> <li>Во время проверки пляжа поездки на Эшли и присоединиться к ней.</li> <li>Получить крем шоколадного мороженого и выбрать вариант оплаты за него (\$ 5)</li> <li>Выберите опцию, чтобы спросить на вкус то вариант, чтобы дать ей вкус</li> </ul>	 + 5,  + 5, Фотографии Эшли # 45 - # 59, <b>Эшли видео # 7, (Эшли) День на пляже Achievement,</b> Разблокировка следующего действия
У меня есть ощущение, что что-то особенное должно произойти, может быть, она будет посылать мне другой сообщение в ближайшее время	10:00	14:59	Anywhere	Вы получите сообщение от Эшли. Прочитайте его.	Разблокировка следующего действия
Она попросила меня прийти помочь ей с ней домашнее задание	15:00	16:59	Наверху прихожая	Введите свой номер и насладиться сценой	 + 10,  + 10, Фотографии Эшли # 69 - # 81, Сцена № 2, Дополнительные уроки Achievement (Ashley) Grindmaster Достижение Эшли, Разблокировка следующего действия
Я уверен, что она будет на седьмом небе, если бы я спросить ее на свидание	19:00	19:59	Anywhere ( <b>выходные</b> )	Отправить Эшли сообщение пойти на свидание (\$ 50). Заполните дату (посетить руководство знакомства) <b>Замечания: Эшли может носить один из двух нарядов каждых со своими собственными фотографиями. Из-за этого вам необходимо заполнить дату дважды. Вам также необходимо заполнить дату с 10 сердца для сцены</b> <b>с Эшли в конце дня</b>	Эшли Picture # 82 - # 103, Эшли видео # 3, Unlock Кинотеатр Расположение Встречаюсь Эшли Achievement (MC) Казанова Achievement (1/3)



Дополнительные сцены

Эти сцены не являются необходимыми для достижения прогресса в истории. Однако они необходимы для того, чтобы разблокировать все фото и достижение. Таким образом, если вы завершили путь Эшли и до сих пор отсутствуют фотографии, они могут быть из этих сцен.

От к		Место нахождения	действие	Вознаграждение
8:00 8:29		На втором этаже прихожая	Пип через замочную скважину - дверь ванной	Ashley Pictures # 1 - # 4
10:00 13:59		В любом месте	После того, как помочь ей в выполнении домашних заданий в течение 3-х дней вы получите сообщение от Эшли на следующий день недели	 + 1, если она ниже 15
12:00 16:59		В любом месте ( суббота )	Вы получите текстовое сообщение от Эшли просит свое мнение о ее бикини. <b>Примечание # 1:</b> Ваш выбор не имеет значения, так как она всегда будет носить первый. <b>Заметка 2:</b> Это событие должно произойти после того, как ее статьи > = 45 <b>A ТАЮЖЕ</b> > = 30 	Ashley Pictures # 5 - # 6 Улыбнитесь! Достижение (1/5)

Это конец для 0.8.3 контента для Пути Эшли. При использовании 100% экономии входит в игру, то это место, где он находится.

0.9.2+ Содержание

однажды  = 100,  = 100 <b>A ТАЮЖЕ</b> Да тин Com plete					
Подсказка	От	К	Место нахождения	действие	Вознаграждение
Может быть, в следующий раз, она будет будить меня с чем-то большим чем минет	В любое время 1:00		Твоя комната	Ложитесь спать, оставить дверь закрыта <b>A ТАЮЖЕ</b> спать голым. Она должна посетить до тех пор, пока вы в постели в 1:00. Выберите опцию ебать ее. Во время сцены секса выбрать вариант, чтобы показать сзади, чтобы разблокировать дополнительное видео.	Эшли Picture # 40 - # 44, Эшли видео # 4, # 5, если вы выбрали, чтобы показать, из-за, Страшный фильм Достижение,

0.9.5 Содержание

нарек	От	К	Место нахождения	действие	Вознаграждение
Я не знаю, если я буду в состоянии сопротивляться трахать ее, в следующий раз мы разделяем ванну	21:00	21:59	Наверху прихожая	Выберите вариант, чтобы пойти в ванную. Присоединиться к ней на бане (4:00).	Эшли Picture # 66 - # 68, Эшли видео # 6, Splish разбрызгивания достижения,

				<p>Когда предоставляется возможность выбрать «Я думаю, что у меня есть лучшая идея ...»</p>	
--	--	--	--	---	--

0.9.6 Содержание

Эшли Концовка: Иди в свою комнату и нажмите на кровати. Выберите опцию «Подумайте о своем будущем», а затем выбрать «Эшли», чтобы начать конец Эшли.

однажды ❤️ = 100, 💋 = 100 <b>А ТАКЖЕ</b> Знакомства Полный Hint		
	действие	Вознаграждение
Нет больше подсказок доступны	<b>ПОЗДРАВЛЯЕМ</b> , Вы завершили путь Эшли для версии 0.9.7. Путь будет продолжен в будущей версии.	(Эшли) Результат Фотографическая память (Эшли) сверхуспевающее Достижение

Вероника:








Ваша привлекательная старшая сестра. Протектор тщательно, хотя, как она может быть как манипулятивной и пугающей, как она красива.







От 0 - 10 <b>Ф</b>					
нарек	От	К	Место нахождения	действие	Вознаграждение
Она любит, чтобы начать свой день с чашка кофе	8:00	15:59	Кухня	Получить чашку кофе - чайник	Разблокировка следующего действия
Поздно вечером, я иногда вижу ее в спальне, готовясь идти из	23:00	23:59 На первом этаже прихожая		Заглянуть в комнате Вероники	Разблокировка следующего действия
Я действительно устал, я должен получить отсыпаться	В любое время	3:00	Ваш номер спит	на кровати в 3:00. Вы получите телефон вызов.	Разблокировка следующего действия
Если бы я помочь ей выйти из тюрьмы, она будет должен мне большое время			Кухня	Auto Action - Просто зайдите на кухню	Получить Вероники Room Key
			Номер Вероники	Поиск ее кошелька	Получить ID Вероники, \$ 25 и Полицейский участок на карте
			Полицейский участок	Поговорите с офицером Дебби затем дать ей Вероники Я бы	Разблокировка +10 Вероники и Locked Up! Достижение <b>Ф</b>









С 10 - 15 <b>Ф</b>					
нарек	От	К	Место нахождения	действие	Вознаграждение
Может быть, я должен поговорить с ней во время завтрака и научить ее некоторые дисциплины	10:00	10:59	лестница	Поговорите с Вероникой и порядок ее либо дать вам деньги или ездить туда, где вы хотите	<b>Ф</b> +ТАЖЕ \$ 15, если вы просили денег. Бесплатная поездка на автомобиле, если просили за поездку.
	12:00	14:59	Номер Вероники		
Поздно вечером, я иногда вижу ее в спальне, готовясь идти из	23:00	23:59 На первом этаже прихожая		Заглянуть в комнате Вероники	<b>Ф</b> + 1










С 15 - 20 						
нарек	От	К	Место нахождения	действие	Вознаграждение	
Если бы я заставить ее сделать некоторые хозяйственные работы, я мог бы взять кредит на него	10:00	10:59	лестница	Сделать ее scrub кухонном полу <b>ЗАТЕМ</b> проверить, если она делает это с 12:00 до 12:59	 +ТАЖЕ Вероники Picture # 5	Сделайте свою работу Achievement раз все трое сделано
				Сделать ее пропылесосить квартиру <b>ЗАТЕМ</b> проверить, если она делает это с 12:00 до 12:59	 +ТАЖЕ Вероники Picture # 6	







				Сделать ее постирать <b>ЗАТЕМ</b> проверить, если она делают это с 12:00 до 12:59	 <b>ТАКЖЕ</b> Вероники Picture # 7	
Поздно вечером, я иногда вижу ее в спальне, готовясь идти из	23:00	23:59 На первом этаже прихожая		Заглянуть в комнате Вероники	 + 1	

однажды  = 20						
нарек	От	К	Место нахождения	действие	Вознаграждение	
Я мог бы получить ее хорошую форму для того, когда она выполняет свои обязанности по дому, я должен быть в состоянии найти один в торговом центре	8:00	19:59	Покупка Торговый центр	Купить костюм горничной в магазине нижнего белья (250 \$)	Разблокировка следующего действия	
Я должен дать ей костюм горничной, когда она в ней номер	12:00	14:59	Номер Вероники	Дайте ей костюм горничной из инвентаря затем Настаивайте на предоставлении ей	 <b>ТАКЖЕ</b> Разблокировка следующего действия	
Во время будних дней после обеда, она любит работать на клуб здоровья	15:00	16:59	Прием клуб здоровья	Будь на месте на время, и вы будете слушать Ая и Вероники разговор	Разблокировка следующего действия	
Я должен попытаться найти больше об этом «Неон», к счастью, у меня всегда есть мой телефон со мной	В любое время	в любое время	в любом месте	Откройте свой телефон и проверить Google App. Выберите опцию поиска о «Неон»	Разблокировка неоновый Расположение	
Давайте ей сюрприз с визитом, когда она работает в Неон	0:00	4:59	неон	<p>Требуется по меньшей мере 20 </p> <ul style="list-style-type: none"> <li>Начните с разговора с Эми на входе и убедить ее отпустить вас.</li> <li>Зайдите внутрь и проверить бар, чтобы встретиться с Валери, скажите ей, что вы ищете Вероники.</li> <li>Идите вверх, чтобы встретиться с Вероникой</li> </ul>	Разблокировка Валерии,  + 20, Рычаги Достижение Разблокировка Дальнейшие действия	

С 30 - 40 А ТАКЖЕ 0 - 5						
нарек	От	К	Место нахождения	действие	Вознаграждение	
Это время я положил ее на работу снова, давайте ей сделать некоторые больше хлопот.	10:00	10:59	лестница	Сделать ее сделать одну из трех обязанностей (Clean Kitchen покрытия, Вакуумная квартира или постирать)	👄 + 1	
Может быть, я должен проверить на ней, когда она делает рутинную работу, чтобы убедиться, что она делает, как я говорю ей	12:00	12:59	Кухня, Фойе ИЛИ ЖЕ ванная комната	<ul style="list-style-type: none"><li>Поговорите с Вероникой на том месте, где она делает рутинную работу.</li><li>Возьмите ее в свою комнату и выбрать опцию шлепать ее</li><li>Чмок на правом 3-4 раза</li></ul> <b>ЗАТЕМ 2 раза на левой стороне (вы прекрасно до тех пор, пока она говорит, что линия «ОЙ! Проклятые «вашеимя»!»)</b>	Вероники Picture # 29 (если вы сказали ей Vacuum)	👄 + 2, 👄 + 1 Вероника Picture # 33 - # 34
					Вероники Picture # 31 (если вы сказали ей <u>заниматься стиркой</u> )	
Теперь я могу следить за ней, когда она готовится, и она не будет в состоянии сделать что-нибудь об этом	23:00	23:59	На первом этаже прихожая	Заглянуть в комнате Вероники	👄 + 1, Вероники Picture # 8	

однажды  = 40 И = 5 						
нарек	От	К	Место нахождения	действие	Вознаграждение	
Ба, есть много белья ... может быть, я должен сказать ей, чтобы сделать это	10:00	10:59	Stairway	Сделать ее постирать <b>ЗАТЕМ</b> проверить, если она делает это с 12:00 до 12:59	 + 5,  + 5 Получить Трусы Вероники Разблокировка следующего действия	
Интересно, если она действительно не собирается носить любые трусики, чтобы работать, я должен следить за ней, когда она готовится	23:00	23:59	На первом этаже прихожая	Заглянуть в комнате Вероники	 + 5,  + 5 Picture # 9 Unlock Следующее действие Вероники	
Я сказал ей, чтобы не носить нижнее белье сегодня, даже не Работа	0:00	4:59	неон	Введите ночной клуб и пойти наверх, чтобы поговорить с Вероникой. Когда предоставляется возможность двигать руками между ног	 + 5,  + 5 Ая Picture # 1 <u>Разблокировка Следующего действия и Эй Путь начинается</u>	
Я должен встретиться с Эми в клубе здоровья и говорить о что произошло в Неон	10:00	21:59	Прием клуб здоровья	Поговорите с Эми	Разблокировка следующего действия	
Интересно, будет ли она по-прежнему подчиняться мне, теперь, когда она знает, что у меня нет рычагов над ней?	10:00	10:59	лестница	Поговорите с Вероникой	 + 5 Разблокировка следующие действия	







С 55 - 65  , 20 - 30 <b>AN D 5</b> - 1 5 Подсказка 						
	От	К	Место нахождения	действие	Вознаграждение	
Она не возражала делает работу по дому для меня больше 10	00 10:59		лестница	Сделать ее сделать одно из трех хозяйственные работы (Clean Kitchen покрытие, Вакуумная квартира или постирать)	 + 1	
Награждение хорошее поведение, является также является частью быть хорошим мастер	12:00 12:59		Кухня, Фойе <b>ИЛИ</b> <b>ЖЕ</b> ванная комната	<ul style="list-style-type: none"><li>Поговорите с Вероникой на том месте, где она делает рутинную работу.</li><li>Возьмите ее в свою комнату и выбрать вариант, чтобы попробовать что-то новое</li></ul>	Вероники Picture # 28 (если вы сказали ей очистить пол на кухне)	 + 2, Вероники Picture # 35 - # 37
					Вероники Picture # 30 (если вы сказали ей Вакуум) Вероники	
					Picture # 32 (если вы сказали ей сделать Прачечная)	
Я думаю, что она любит, когда я пришел, чтобы увидеть ее, прежде чем она идет Работа	23:00 23:59		На первом этаже прихожая	Введите номер Вероники	 + 2	
Она попросила меня приехать навестить ее, когда она работает в НЕОН	0:00	4:59	Вне Неон	Введите Неон встретиться с Вероникой	 + 2	
Она попросила меня подождать, когда она закончит работу и поделиться такси Главная	4:30	4:59	Вне Неон	Ассерт принимая такси с ней дома (0:45, \$ 50)	 + 2,  + 2,  + 2 Вероники Picture # 44 - # 45	










однажды  = 65,  = 30 <b>И</b> = 15 Подсказка 						
	От	К	Место нахождения	действие	Вознаграждение	
Она получить в довольно пьян на работе, я задаюсь вопросом, могу ли я получить ее, чтобы дать мне мастурбирует	4:30	4:59	Вне Неон	Знакомства Veronica в клубе затем принять принимая такси с ней домой (0:45, \$ 50). Выберите вариант для нее, чтобы сделать что-то.	 + 5, Вероники Picture # 46 - # 50, Вероники Сцена № 1, Разблокировка следующего действия	
Я должен быть осторожным, когда шпионил мамы, ее комната находится прямо через дорогу от Вероники	22:00 22:59		На первом этаже прихожая	Запускает автоматически, когда вы на место нахождения	 + 5,  + 5 Разблокировка следующего действия	
Интересно, что она планирует, возможно, я могу узнать больше во время обеда	18:00 18:59		лестница	Присоединиться к семейному ужину (1:00)	Разблокировка следующего действия	




Она сказала, что она и мама будет идти вверх на крыше для загара в субботу днем	12:00 12:59		Крыша ( <b>СУББОТА</b> )	Запускает автоматически, когда вы на место нахождения	❤️ + 5, Вероники Picture # 67 - # 73, Вероники Сцена № 3, Разблокировка следующего действия
Я должен вознаградить ее за небольшое шоу она надевала для меня с мамой, может быть, мы можем пропустить хозяйственные работы за день	10:00 10:59		лестница	Поговорите с ней и выбрать вариант, чтобы наградить ей	👄 + 5, 💋 + 5, ❤️ + 10, Вероники Picture # 74 - # 88, Вероники Сцена # 4 - # 5, Доказывая свою лояльность Achievement, Разблокировка Path Park Местоположение Дебби начинается



От 70 - 80 👄 , 45 - 55 AN D 40 - 54 Подсказка ❤️					
	От	К	Место нахождения	действие	Вознаграждение
Пора платить секс лавку маленький визит	14:00	1:59	секс-шоп	Купить повязку и манжеты (\$ 80)	Откройте новые возможности обучения с Вероникой
Я уверен, что я могу оживить ее обучение с этими новыми игрушками	12:00 12:59		Кухня, Фойе <b>ИЛИ</b> <b>ЖЕ</b> ванная комната	<ul style="list-style-type: none"> <li>Сделать ее сделать одну из обязанностей (Лестница в 10: 00-10: 59)</li> <li>Встретиться с ней в том месте, где она делает рутинную</li> <li>Возьмите ее в свою комнату и использовать повязку и манжеты на нее</li> </ul>	👄 + 2, 💋 + 2, ❤️ + 2, Вероники Picture # 51 - # 54  Разблокировка следующего действия на пути Ого (Если Stat Эми является ❤️ = 20)
Может быть, я могу помочь ей расслабиться немного, прежде чем она выходит на работу	23:00 23:59		На первом этаже прихожая	Идите в номер Вероники	👄 + 2, 💋 + 2, ❤️ + 2, Вероники Picture # 41 - # 43 Кому нужны трусики? Достижение

однажды 👄 = 80, 💋 = 55 И = 54 Подсказка ❤️					
	От	К	Место нахождения	действие	Вознаграждение
Я мог бы также посмотреть телевизор, когда она делает ее работу по дому	12:00 12:59		Гостиная	Сделать ее сделать одну из обязанностей (Лестница в 10: 00-10: 59). Затем идите в гостиную, когда она делает их и смотреть телевизор. Когда предоставляется возможность выбрать для продолжения смотреть (0:30).	👄 + 10, 💋 + 5, ❤️ + 6, Veronica's Picture #55 - #66, Veronica's Scene #2, Unlock Next Actions




From 60 – 70  AND 60 – 70 Hint 					
	<u>From</u>	To	Location	Action	Reward
I wouldn't mind another blowjob. I'll watch some more TV when she is doing her chores	12:00	12:59	Living Room	Make her do one of the chores (Stairway at 10:00-10:59). Then go to the living room when she's doing them and watch TV. When given the option pick to get a blowjob	 +2,  + 2
She loves it when I eat her pussy before she goes to work 23:00	23:59		Downstairs Hallway	Go inside Veronica's Room	 +2,  + 2

Once  = 70 AND = 70 					
Hint	<u>From</u>	To	Location	Action	Reward
I wonder if she would play with herself, If I don't lick her pussy before work	23:00	23:59	Downstairs Hallway	Before going inside her room pick the option to wait a while	 + 10,  + 10, Unlock Next Action
Maybe we could all go to the beach, on Sunday morning, after our breakfast	9:00	9:59	Stairway ( <b>SUNDAY</b> )	<ul style="list-style-type: none"> <li>Meet Mom/Claire and Ashley during breakfast, confirm that you want to go to the beach ( 9:00) </li> <li>During the beach trip check on Veronica and join her.</li> <li>Ask her for a blowjob</li> </ul>	 + 10, Veronica's Pictures #89 - #97, Veronica's Video #1, (Veronica) A day at the beach Achievement (1/2), Unlock Next Action
The other day, some guy was harassing her at the health club, I should kick his ass!	15:00	15:59	Gym 2 – Health Club	<b>Requires at least 30</b>  You'll automatically start a confrontation with an Asshole, pick the following options to show him who's boss: 1. Dodge (1 <sup>st</sup> Option) 2. Hook (3 <sup>rd</sup> Option) 3. Counter (2 <sup>nd</sup> Option)	 + 10, Unlock Next Action
After working out, she usually goes to the sauna	16:00	16:59	Hallway 2 – Health Club	Enter the sauna ( 1:00) 	Veronica's Pictures #103 – #104, Unlock Next Action
I need to find a way to have the sauna all to ourselves. Maybe I can find something of use in the locker room	10:00	21:59	Men's Locker Room	Examine the vending machine in the locker room (it's where you end up after using the sauna)	Obtain "out of order sign" Unlock Next Action

Maybe I can use the "out of order" sign on the sauna	16:00	16:59	Hallway 2 – Health Club	Use the "out of order sign" from your inventory on the sauna door before using the sauna. Enjoy the scene.	 + 10,  + 10,  + 10, Veronica's Pictures #105 – #114, Veronica's Videos #4 - #7, Getting hot in here Achievement (Veronica) Grindmaster Achievement Unlock Next Action
Maybe I should ask her out sometime	17:00	17:59	Anywhere (Weekend)	<p>You'll need to invite her twice. The first time you'll fail because you need a tuxedo which is only available after trying to invite her. Once done go to the Clothing store at the mall and buy the Tuxedo (\$650).</p> <p>On another weekend (you can't invite her on the same day of the failed invite) send Veronica a message to go on a date (\$200).  <u>Complete the date (visit the dating guide)</u></p>	Veronica's Picture #115 - #128, Veronica's Videos #8 - #9, Unlock Restaurant Location  Dating Veronica Achievement (MC) Casanova Achievement (2/3) Unlock Next Actions





Once Dating Complete					
Hint	From	To	Location	Action	Reward
She loves it when I make her bend over my desk	12:00	12:59	Kitchen, Foyer <b>OR</b> Bathroom	<ul style="list-style-type: none"> <li>Make her do one of the chores (Stairway at 10:00-10:59)</li> <li>Meet her at the location where she's doing the chore</li> <li>Take her to your room and tell her to bend over and lean on the desk</li> <li>Pick the option to fuck her!</li> </ul>	Veronica's Pictures #38 - #40, Veronica's Video #10, Custom maid Achievement
The beach we usually go to has some pretty secluded areas	9:00	9:59	Stairway ( <b>SUNDAY</b> )	<ul style="list-style-type: none"> <li>Meet Mom/Claire and Ashley during breakfast, confirm that you want to go to the beach ( 9:00) </li> <li>During the beach trip check on Veronica and join her.</li> <li>Tell her you want to fuck her</li> </ul>	 + 10, Veronica's Pictures #89 - #97, Veronica's Video #1, (Veronica) A day at the beach Achievement (2/2), Unlock Next Action



Once  = 100,  = 100,  = 100 AND Dating Complete		
Hint	Action	Reward
No more hints available	<b>CONGRATULATIONS</b> . You've completed Veronica's Path for version 0.9.7. Path to be continued in a future version.	(Veronica) Photographic memory Achievement (Veronica) Overachiever Achievement

### Additional Scenes

These are scenes aren't necessary to progress the story. They are however necessary in order to unlock every photo and achievement. So, if you completed Veronica's path and are still missing photos they might be from these scenes.

From To	Location	Action	Reward
22:00 22:59	Upstairs	Peep through the keyhole – Bathroom door If Veronica stats are (  > = 5,  > = 20,  > = 55) she'll catch you and ask if you were spying. Saying Yes will result in unlocking an additional picture	Veronica's Pictures #1 - #3, Unlock Picture #4 if you told her you were spying
5:00 9:59	Downstairs Hallway	Requires at least 90  to fully complete and you must buy lube (\$20) from the sex shop Sneak into Veronica's Room then go through all the options. You'll need to repeat these a minimum of three times to unlock every picture. <b>NOTE:</b> The option to continue further when playing with her pussy isn't available for the current version of the game (0.9.5)	Veronica's Pictures #10 - #30, Veronica's Video #11, (Veronica) Nightcrawler Achievement

### 0.9.1+ Additional Scenes

The option to continue further on the Nightcrawler scene was expanded on v0.9.1. Retry the scene and continue with playing with her ass to experience what was added.

Once you complete the nightcrawler scene you should receive a text message from Veronica between 9:00 – 23:00 that unlocks Veronica's Picture #31.

### 0.9.7 Content

Veronica Ending: Go to your room and click on the bed. Pick the option "Think about your future" then pick "Veronica" to start Veronica's ending.

Mom/Claire:



A very successful business woman. While she can be strict at times, she cares deeply for you and your sisters.

From 5 – 15					
Hint	From	To	Location	Action	Reward
She loves it when I compliment her before she goes to work	7:30	8:29	Stairway	Compliment her	+ 1
I really should help around the house a bit more	7:30	16:59	Foyer	Use the Vacuum Cleaner ( 1:00)	+ 1 – Only receive reward the next day if talk with her in the morning
			Kitchen	Use the Mop ( 1:00)	
			Bathroom	Do the Laundry ( 1:00)	
			Stairway	Requires that Veronica has at least 15 Have Veronica do one the tasks	
She really appreciates it when I help with the dishes	19:00	19:29	Kitchen	Help her with the dishes ( 0:30)	+ 1






From 15 – 20					
Hint	From	To	Location	Action	Reward
She loves it when I give her a footrub, when she is reading on the couch	21:00	21:59	Living Room	Give her a footrub ( 1:00)	+ 1






Sometimes when she's getting ready for bed, she forgets to close her bedroom door	22:00	22:59	Downstairs Hallway	Take a peek at Claire/Mom's Room	Mom/Claire Picture #2 <b>AND</b> ❤️ + 1 if confessed to looking
---	-------	-------	--------------------	----------------------------------	---


Once = 20 🍷					
Hint	From	To	Location	Action	Reward
Let's offer her a glass of wine before I give her a foot rub, to loosen her up a bit	21:00	21:59	Living Room	<p><b>Requires at least 10 🕶️ and one Red Wine (Buy it at the Supermarket)</b></p> <ul style="list-style-type: none"> <li>Give her some Red Wine before talking to her then give her a foot rub.</li> <li>During the foot rub pick the option to move closer. Then accept to prolong the massage ( 1:00). 🕒</li> <li>Once the scene moves to her bedroom open her bathrobe then touch her breasts.</li> </ul>	❤️ +5, 💋 +5, Mom/Claire Pictures #19 - <b># 23 AND Unlock Next Action</b>
Sometimes when I walk past her bedroom in the evening, I can hear her talking on the phone with Emma	22:00	22:59	Downstairs Hallway	Eavesdrop at Claire/Mom's conversation	Unlock Next Action

From 5 – 10 💋					
Hint	From	To	Location	Action	Reward
If I sleep with my bedroom door open, I sometimes hear her going to the bathroom after her morning yoga	Anytime	7:00	Your Room	<ul style="list-style-type: none"> <li>Go to bed, leave the door open <b>AND</b> sleep with boxers.</li> <li>Once she appears on the door pretend to be asleep. <ul style="list-style-type: none"> <li>She should visit as long as you're in bed at 7:00</li> </ul> </li> </ul>	💋 + 1
Sometimes if I take a shower just before her, we bump into each other on the hallway	19:30	20:29	Bathroom	<p><b>Requires at least 10 🍷</b></p> <ul style="list-style-type: none"> <li>Take a shower/bath (you'll need to be inside the bathroom before 20:00 since she goes inside at that time).</li> </ul>	💋 + 1








				<ul style="list-style-type: none"> <li>Once you meet her outside the bathroom flex your muscles</li> </ul>	
--	--	--	--	--	--





From 10 – 15 					
Hint	From	To	Location	Action	Reward
I wonder how she would react if I would confront her, when she sees me sleeping naked	Anytime 7:00		Your Room	<ul style="list-style-type: none"> <li>Go to bed, leave the door open <b>AND</b> sleep naked.</li> <li>Once she appears on the door confront her. <ul style="list-style-type: none"> <li>She should visit as long as you're in bed at 7:00</li> </ul> </li> </ul>	 + 1
She gets up really early to practice her yoga on the roof	6:00	6:59	Roof	<p><b>Requires at least 10</b> </p> <ul style="list-style-type: none"> <li>Talk to her and ask if she need some help. ( 1:00) </li> <li>During yoga pick the option to move your hand closer</li> </ul>	 + 1




From 15 – 20 					
Hint	From	To	Location	Action	Reward
Next time she comes into my room, while I'm sleeping naked, I'll give her a little show	Anytime 7:00		Your Room	<ul style="list-style-type: none"> <li>Go to bed, leave the door open <b>AND</b> sleep naked.</li> <li>Once she appears on the door pretend to be asleep. <ul style="list-style-type: none"> <li>She should visit as long as you're in bed at 7:00</li> </ul> </li> </ul>	 + 1 Mom/Claire Pictures #11 - #12
I never knew that helping her with her morning yoga could be so hot	6:00	6:59	Roof	<p><b>Requires at least 10</b> </p> <ul style="list-style-type: none"> <li>Talk to her and ask if she need some help. ( 1:00) </li> <li>During yoga pick the option to push your boner against her</li> </ul>	 + 1









Once  = 20					
Hint	From	To	Location	Action	Reward









Sometimes she leaves her bedroom door open while she is in the bathroom	20:00	20:59	Downstairs Hallway	Enter Claire/Mom's room and check her laptop. Pick the options in the following order:  1. Growing Up 2. Conflicted 3. Therapy	Mom/Claire Pictures #29 - #30 Voyeur Achievement Unlock Next Action
I should try sneaking into her room again, when she's taking a bath	20:00	20:59	Downstairs Hallway	Enter Claire/Mom's room and check her laptop.	Unlock Next Action
I should try posing as Dr. Matthews and send her an email from my computer	Anytime	Anytime	Your room	Check your PC and pick the option to Register a (fake) email address. Then pick the options in the following order:  1. Dr. Matthews (1 <sup>st</sup> ) 2. Dear confused mother, (3 <sup>rd</sup> ) 3. It's perfectly normal... (3 <sup>rd</sup> ) 4. ...don't deny these feelings... (3 <sup>rd</sup> ) 5. ...there's nothing wrong with being intimate with someone you love. (2 <sup>nd</sup> )  6. ...that you feel comfortable... (3 <sup>rd</sup> ) 7. Dr. Diane Matthews (2 <sup>nd</sup> )	Unlock Next Actions







From 25 – 35 AND  20 – 25 					
Hint	From	To	Location	Action	Reward
She takes her bath in the evening	20:00	20:59	Upstairs Hallway	Enter the bathroom	 +2,  +1, Mom/Claire Pictures #32 - #33
She usually watches some TV after taking her evening bath	21:00	21:59	Living Room	Watch TV with her ( 1:30) 	 +2,  +1, Mom/Claire Picture #31





Once = 35 AND  = 25 					
Hint	From	To	Location	Action	Reward
Maybe I could join her when she's taking her bath	20:00	20:59	Upstairs Hallway	Enter the bathroom and join her	 +5,  +5, Mom/Claire Pictures #34 - #35 Unlock Next Action
I need to talk to her about what happened in the bathroom.	6:00	6:59	Roof	Talk to her	Unlock Next Action

Maybe I can help her with her morning yoga again She is					
acting a bit distant, maybe helping her with the dishes would help	19:00	19:29	Kitchen	Try to help her with the dishes	Unlock Next Action
Well, I'm sure she wouldn't be able to resist me if she sees me sleeping naked... would she?	Anytime	7:00	Your Room	Go to bed, leave the door open <b>AND</b> sleep naked. The event should trigger as long as you're in bed at 7:00	Unlock Next Action
I wonder if she has sent "Dr. Matthews" any more emails	Anytime	Anytime	Your Room	Check your PC and pick the option to Check your (fake) email address. Then pick the options in the following order: 1. Dear confused mother, (2 <sup>nd</sup> ) 2. ...him to distance himself... (2 <sup>nd</sup> ) 3. ...is someone he can talk... (3 <sup>rd</sup> ) 4. ...will let go of your... (3 <sup>rd</sup> ) 5. ...than the person he trusts... (1 <sup>st</sup> ) 6. ...teaching him about sex... (1 <sup>st</sup> ) 7. Dr. Diane Matthews (2 <sup>nd</sup> )	Unlock Next Action
Let's see if she is willing to talk to me now, I should go to her room when she is getting ready for bed	22:00	22:59	Downstairs Hallway	<b>Requires at least 20</b>  Knock on her door and tell her she can't avoid you forever. Once the scene is over return to her room for an additional picture.	 +5,  +5, Mom/Claire Pictures #36 - #39, Unlock Next Actions, Mom/Claire Picture #40 (if return to her room)







From 45 – 55 <b>AND</b> 35 – 40 					
Hint	From	To	Location	Action	Reward
Maybe I could offer her a massage when she is watching TV	21:00	21:59	Living Room	Talk to her and accept to give her a massage ( 1:00) 	 +2,  +1, Mom/Claire Picture #57 Unlock Sex Shop Location
Let's pay the sex shop a visit	14:00	1:59	Sex Shop	Buy the massage oil (\$30)	Unlock option to use oil when giving her a massage (option still requires  >= 40)
I wouldn't mind another hand job, maybe I should "practice" some more with her	22:00	22:59	Downstairs Hallway	Enter her room and ask if you can "practice" more ( 0:30) 	 +2,  +1







From 55 – 65   40 – 45					
Hint	From	To	Location	Action	Reward
Maybe I should help her with the dishes again	19:00	19:29	Kitchen	Talk to her and help with the dishes ( 0:30) 	 +2,  + 1
I should try using the massage oil next time I give her a massage	21:00	21:59	Living Room	Talk to her and accept to give her a massage ( 1:00) then use the massage oil. When <u>given the option pick to go for it</u> 	 +2,  + 1, Mom/Claire Picture #58 - #61

Once =  65 AND  = 45					
Hint	From	To	Location	Action	Reward
Things are heating up, after helping her with the dishes the other day, she gave me a passionate kiss	19:00	19:29	Kitchen	Talk to her and help with the dishes ( 0:30).  When given the choice use your tongue	 +5,  +5, Unlock Next Action
The other evening, when I walked past her room, I saw <u>her trying on some new outfits</u>	22:00	22:59	Downstairs Hallway	Enter her room	 +5, Mom/Claire Picture #70 - #71, Unlock Next Action
I should try reading her diary again, I might find something useful	20:00	20:59	Downstairs Hallway	Enter Claire/Mom's room and check her laptop.	Unlock Next Actions





From 50 – 55 					
Hint	From	To	Location	Action	Reward
There's no better way to start the day, then doing some naked yoga with my mother	6:00	6:59	Roof	Join her yoga ( 1:00)  . During the yoga always pick the option to continue the yoga. <b>Don't pick the options to do lewd things.</b>	 +1, Mom/Claire Pictures #82 - #90
She mentioned something in her diary about making dinner, wearing nothing but an apron	17:00	17:59	Kitchen	Talk to her. <b>Note:</b> You'll unlock additional pictures when you do the action a second time	 +1, Mom/Claire Pictures #72 - #73, Mom/Claire Picture #74 - #75 (2 <sup>nd</sup> time)







From 55 – 60 					
Hint	From	To	Location	Action	Reward
Our little yoga sessions are getting more interesting every time	6:00	6:59	Roof	Join her yoga ( 1:00 ). During the yoga always pick the option to continue the yoga. <b>Don't pick the options to do lewd things. At the end pick the option "It feels good, but I was wondering..."</b>	 +2, Mom/Claire Pictures #91 - #97
Maybe we could all go to the beach, on Sunday morning, after our breakfast	9:00	9:59	Stairway ( <b>SUNDAY</b> )	<ul style="list-style-type: none"> <li>Meet Mom/Claire and Ashley during breakfast, confirm that you want to go to the beach ( 9:00 ) </li> <li>During the beach trip check on Mom/Claire and join her.</li> <li>When give multiple choices pick "Pull the string of her bikini bottoms"</li> </ul> <p><b>NOTE:</b> You'll unlock a new stat for Ashley. This stat has no purpose for the current version of the game (0.8.5). So, don't let it bother you.</p>	 +5,  +5, Mom/Claire's Pictures #113 - #120, (Mom/Claire) A day at the beach Achievement, Ashley's  Stat Unlocked Unlock Next Action


Once  = 60 AND Beach Event Done					
Hint	From	To	Location	Action	Reward
Sometimes she forgets to take her briefcase to work, when she does, it's usually in the living room	8:30	16:59	Living Room	Pick up the briefcase found on the couch.	Unlock Next Action
I should find out where her office is, I'm sure I can find the address on Google	Anytime	Anytime	Anywhere	Open your phone and check the Google App. Pick the option to search about "Cydroid Technologies"	Unlock Office Location
I should drop off her briefcase at her office	8:30	16:59	Office	<p><b>Requires at least 30</b> </p> <p>Once you enter the office talk to the Receptionist to unlock the elevator. Take the elevator to the "Office floor" then follow the right arrow to reach Mom/Claire's office</p>	Unlock Cassie,  +5,  +5, Mom/Claire's Pictures #108 - #112, Mom/Claire Scene #1 Unlock Next Action
Maybe we can watch a movie together, in the evening	21:00	21:59	Living Room	Watch a movie with her ( 1:30 ) 	 +5, Mom/Claire's Pictures #121 - #124,



					Mom/Claire's Scene #2 (Ashley) +  Unlock Next Actions
--	--	--	--	--	--

From 70 – 90 					
Hint	From	To	Location	Action	Reward
When we practice yoga together, I just can't control myself any longer	6:00	6:59	Roof	Join her yoga ( 1:00). During the yoga always pick the option to continue the yoga. Don't pick the options to do lewd things.	 +5, Mom/Claire's Pictures #98 - #101, Mom/Claire's Videos #1 – #2
Sometimes when I'm sleeping naked, she hesitates before closing my bedroom door	Anytime	7:00	Your Room	<ul style="list-style-type: none"> <li>Go to bed, leave the door open <b>AND</b> sleep naked.</li> <li>Once she appears on the door pick the option "I can feel my dick reacting to her sensual voice"               <ul style="list-style-type: none"> <li>o She should visit as long as you're in bed at 7:00</li> </ul> </li> </ul>	 +5, Mom/Claire's Pictures #11 - #18 Mom/Claire's Video #5, Wake up service Achievement
She loves it when I give her an oil massage	21:00	21:59	Living Room	Talk to her and accept to give her a massage ( 1:00) then use the massage oil. When given the option pick to massage her ass then pick the option to ask for sex	 +5, Mom/Claire's Pictures #62 - #69, Mom/Claire's Video #6, Massage therapy Achievement,

Once  > = 85 <b>AND Previous Actions Done Once Each</b>					
Hint	From	To	Location	Action	Reward
It's time for Dr. Matthews to send her another email	Anytime	Anytime	Your Room	Check your PC and pick the option to Send another (fake) email. Then pick the options in the following order: <ol style="list-style-type: none"> <li>1. Dear confused mother, (2<sup>nd</sup>)</li> <li>2. ...if your relationship with... (3<sup>rd</sup>)</li> <li>3. ...it is very commendable that... (1<sup>st</sup>)</li> <li>4. ...if you need any advice, or just... (1<sup>st</sup>)</li> <li>5. Dr. Diane Matthews (3<sup>rd</sup>)</li> </ol>	Is there a doctor in the house? Achievement, Unlock Next Action
Let's wait until she replies to Dr. Matthews's email	10:00	Anytime	Your Room	After 10:00 on the next day check your PC and pick the option to Check your (fake) email.	Unlock Next Action
Maybe I can sneak into her room and read her diary again	20:00	20:59	Downstairs Hallway	Enter Claire/Mom's room and check her laptop.	Unlock Next Action


Sometimes she forgets to take her briefcase to work, when she does, it's usually in the living room	8:30	16:59	Living Room	Pick up the briefcase found on the couch.	Unlock Next Action
I should drop off her briefcase at her office	8:30	16:59	Office	Once you enter the office talk to Cassie and tell her that Mom/Claire forgot her briefcase again to unlock the elevator. Take the elevator to the "Office floor" then follow the right arrow to reach Mom/Claire's office	Unlock Linda,  + 5,  + 5 (if below 90), A day at the office Achievement Unlock Next Action
Let's go talk to her in her room, when she's getting ready for bed	22:00	22:59	Downstairs Hallway	Enter her room and pick the option to continue the office conversation	 + 5, Unlock Next Action

Once =  90					
Hint	From	To	Location	Action	Reward
If I buy a cookbook, I should be able to find a recipe in I, even I can make	8:00	19:59	Shopping Mall	Buy the Cooking for dummies book in the Book store (\$20)	Obtained cookbook, Unlock Next Action
I'll need to do some grocery shopping to get all the ingredients	8:00	21:59	Supermarket	Buy the groceries (labelled "All the ingredients needed to cook a 'simple, yet elegant' dish") at the supermarket (\$25). <b>Also buy some Red Wine if you don't have it.</b>	Obtained groceries, Unlock Next Action
I should find some candles, I think I saw some in the kitchen, the other day	Anytime	Anytime	Office	Check the kitchen drawers below the sink. You may need to check twice.	Obtained Candles, Unlock Next Action
Maybe Ashley remembers the name of that movie Mom likes so much, I should ask her when she's in her room	15:00	16:59	Ashley's Room	Talk to Ashley and ask her Mom/Claire's favourite movie	Unlock Next Action
I should look for that "Forbidden Desires" movie at the mall	8:00	19:59	Shopping Mall	Buy Mom/Claire's favourite movie in the Electronics store (\$10)	Obtained Forbidden Desires DVD, Unlock Next Action
I need to find a way to get the girls out of the house. Maybe I should join them for dinner	18:00	18:59	Stairway	Have dinner with the family (1:00)	Unlock Next Action

I've heard there is some guy, that roams the city at night, selling all kinds of stuff	18:00	5:00	Map	At night walk through the world map between any location. You'll trigger a scene where you'll hear someone calling you. Walk over to him and pay for the tickets (\$400)	Obtained concert tickets, Unlock Next Action
I sometimes walk into Ashley downstairs, when she comes home from school	15:00	16:30	Foyer	Starts automatically when you're on the location. After the scene ends, you'll receive a message from Ashley so read it. Exit your room to meet Ashley.	 + 10,  + 10, Mom/Claire's Pictures #125 - #146, Mom/Claire's Videos #7 - #10, Mom/Claire's Scene #3, Sexual healing Achievement, (Mom/Claire) Grindmaster Achievement, Unlock Next Action, MC's Picture #38
I'm sure she would love to go on a date with me	11:00	11:59	Anywhere ( Saturday )	Send Mom/Claire a message to go on a date (\$100). Complete the date (visit the dating guide)	Mom/Claire's Picture #147 - #159, Mom/Claire's Videos #12 - #13, Unlock Museum Location  Dating Mom/Claire Achievement (MC) Casanova Achievement (3/3) Unlock Next Actions

### Additional Scenes

These are scenes aren't necessary to progress the story. They are however necessary in order to unlock every photo and achievement. So, if you completed Mom/Claire's path and are still missing photos they might be from these scenes.

From	To	Location	Action	Reward
7:00	<u>7:29</u>	Upstairs	Peep through the keyhole – Bathroom door	Mom/Claire Pictures #3 - #6
Anytime 7:00		Your Room	<p>Requires  <b>between 10-15 OR &gt;= 70</b></p> <ul style="list-style-type: none"> <li>Go to bed, leave the door open <b>AND</b> sleep naked.</li> <li>Once she appears on the door pretend to be asleep <b>OR</b> pick the option to dream about her.</li> </ul>	Mom/Claire Pictures #24 - #28



This is the end for the 0.8.3 content for Mom/Claire's Path. If you use the 100% save included with the game then this is the place where it is.

#### 0.8.4+ Content

Once Dating Complete					
Hint	From	To	Location	Action	Reward
Maybe I should check <b>Dr. Matthew's email, one last time</b>	Anytime		Your Room	Check your PC and pick the option to Check your (fake) email.	Neighbour Arrives (check Diane's Path)
The next time I help her with her morning yoga, I'm gonna fuck her!	6:00	6:59	Roof	Join her yoga ( 1:00). During the yoga always pick the option to continue the <b>yoga. Don't pick the options to do lewd things.</b>	Mom/Claire's Pictures #102 - #107, Mom/Claire's Videos #3 – #4, Yoga buddies Achievement


#### 0.9.4 Content

Hint	From	To	Location	Action	Reward
She looks so hot making dinner, wearing nothing but that apron!	17:00	17:59	Kitchen	Talk to her.	Mom/Claire's Pictures #76 - #81, Dress to impress Achievement

Once  = 100,  = 100 AND Dating Complete Hint				
	Action		Reward	
No more hints available	<b>CONGRATULATIONS</b> . You've completed Mom/Claire's Path for version 0.9.7. Path to be continued in a future version.		(Mom/Claire) Photographic memory Achievement (Mom/Claire) Overachiever Achievement	

#### 0.9.0+ Additional Scenes

These are scenes aren't necessary to progress the story. They are however necessary in order to unlock every photo and achievement. So, if you completed Mom/Claire's path and are still missing photos they might be from these scenes.






From	To	Location	Action	Reward
0:00	5:59	Downstairs Hallway	<b>Requires at least 60  to fully complete</b> Sneak into Mom/Claire's Room then go through all the options. You'll need to repeat these a minimum of three times to unlock every picture. First by looking at her breasts, a second time by cuming after masturbating and the last time by getting a blowjob.	Mom/Claire Pictures #41 - #56, (Mom/Claire) Nightcrawler Achievement




Amy:



She's fun, flirty and never hesitates to speak her mind. She's also Veronica's best friend and seems to care a lot about her...

You unlock Amy when you meet her at the health club.

Path Start					
Hint	From	To	Location	Action	Reward
I should focus on improving my relationship with Veronica				Continue through Veronica's Path until Amy catches you with Veronica at Neon (Veronica's Stats are = 50,   = 20 AND  = 5)	Amy's Picture #1 and Path Start
I should meet up with Amy at the health club and talk about what happened at Neon	10:00	21:59	Reception - Health club	Talk to Amy <b>Note:</b> After talking with her when you go to Sleep, you'll trigger a dream which will unlock some pictures	 +5,  + 5 Unlock next action
Let's find out if she was telling the truth, by talking to Veronica	10:00	10:59	Stairway	Talk to Veronica	Unlock next actions

From 5 – 10 					
Hint	From	To	Location	Action	Reward
I always see her when I go for a workout at the health center	10:00	21:59	Reception - Health club	Requires at least 15  Talk to Amy and pick the Flirt option	 + 1





She works at Neon every night, maybe I could get to know her a little better	0:00 4:59	Outside Neon	Talk to Amy and accept her drink ( 0:30) 🕒	❤️ + 1
--	-----------	--------------	--	--------







Once = 10 ❤️				
Hint	From To	Location	Action	Reward
She asked me to come talk to her at the health club	10:00 21:59	Reception - Health club	Talk to Amy	Unlock next action
I should show her proof of my relationship with Veronica, when she's at the health club. Maybe I can use something from my backpack?	10:00 21:59	Reception - Health club	Give her Veronica's Panties from your inventory	❤️ +5, 💋 +5 Unlock next actions





From 15 – 20 ❤️				
Hint	From To	Location	Action	Reward
I think she actually appreciates my lame pick-up lines	10:00 21:59	Reception - Health club	<b>Requires at least 30</b> 🕒 Talk to Amy and pick the Flirt option	❤️ + 1
Maybe I should go have a beer with her, when she's working at Neon	0:00 4:59	Outside Neon	Talk to Amy and accept her drink ( 0:30) 🕒	❤️ + 1




Once = 20 ❤️				
Hint	From To	Location	Action	Reward
I should focus on improving my relationship with Veronica			Continue through Veronica's Path until you use the blindfolds and cuffs on Veronica (Veronica's Stats are = 70, <del>= 45</del> AND = 40) ❤️	Unlock Next Action
Let's go have a beer with her at Neon	0:00 4:59	Outside - Neon	Talk to Amy and accept her drink ( 0:30) 🕒	Unlock Next Action
Veronica saw me having a beer with her, I wonder if she'll mention it in the cab ride home	4:30 4:59	Outside - Neon	Accept taking a cab with her home ( 0:45, \$50) 🕒	Unlock Next Action
The other day when we were having a beer, she was constantly staring at Veronica	0:00 4:59	Outside - Neon	Talk to Amy and accept her drink ( 0:30) 🕒	💋 +5, Unlock Amy's Apartment Option on the Vault Location, Unlock Next Action



She lives in The Vault, I should look her up sometime	22:00	23:59	Amy's Apartment - The Vault	Enter her apartment	Unlock Next Action
I should send her a picture of Veronica, while she's blindfolded and tied up	12:00	12:59	Kitchen, Foyer <b>OR</b> Bathroom	<ul style="list-style-type: none"> <li>Make Veronica do one of the chores (Stairway at 10:00-10:59)</li> <li>Meet her at the location where she's doing the chore</li> <li>Take her to your room and use the blindfold and cuffs on her</li> </ul>	Unlock Next Action
Time to seal the deal, let's go meet her at her apartment	22:00	23:59	Amy's Apartment - The Vault	Enter her apartment	 +5, Unlock Next Action
I should send her a text, when I have blindfolded and tied up Veronica	12:00	12:59	Kitchen, Foyer <b>OR</b> Bathroom	<ul style="list-style-type: none"> <li>Make Veronica do one of the chores (Stairway at 10:00-10:59)</li> <li>Meet her at the location where she's doing the chore</li> <li>Take her to your room and use the blindfold and cuffs on her</li> <li>When given the option to text Amy select yes</li> </ul>	 +5,  +5,  +5, Amy's Pictures #11 - #16, Unlock Next Action



From 5 – 30 AND  25 – 30 					
Hint	From	To	Location	Action	Reward
Time for some slave training, let's visit her at her apartment again	22:00	23:59	Amy's Apartment The Vault	<p>Required that you buy the dildo (\$60) from the sex shop to go through every option</p> <p>During Amy's training you'll need to go through every option to unlock every picture. The hint will change to reflect the options you should</p> <p>pick next</p>	 +5,  +1, Amy's Picture #17 – #47  When you complete her training:  +5,  +5, Slave training Achievement

Once =  30,  = 35 AND =  35 Hint					
	From	To	Location	Action	Reward
Training her has been pretty intense, I should get a good night's sleep	Anytime	5:00	Your room	Be asleep on bed at 5:00. You'll receive a phone call. Once it ends, you'll receive a message from Veronica so read it.	 +5, Unlock next action

It's time Veronica and I pay Amy a visit. I should go to Veronica's Room at 21:00	21:00	21:59	Veronica's Room	Starts automatically when you enter Veronica's Room.	 +5,  +5,  +5, Amy's Picture #48 – #80 Amy's Video #1 – #5 Amy's Scene #1, Unlock next action
---	-------	-------	-----------------	--	--







### Additional Scenes

These are scenes aren't necessary to progress the story. They are however necessary in order to unlock every photo and achievement. So, if you completed Amy's path and are still missing photos they might be from these scenes.

From	To	Location	Action	Reward
Anytime	Anytime	Your room	After finding out Amy's feelings for Veronica (Amy's stats become = 5,   = 5) go to sleep to trigger a dream sequence	Amy's Pictures #4-#10

This is the end for the 0.8.3 content for Amy's Path. If you use the 100% save included with the game then this is the place where it is.

### 0.8.8+ Content

Once =  40,  = 40 AND =  40 Hint					
	From	To	Location	Action	Reward
I should just be patient for a while, something will happen sooner or later	1:00	3:59	Anywhere	You'll receive a message from Veronica so read it.	Amy's Picture #2 – #3, Unlock next action
I wonder how Amy feels about what happened, I should go see her at her apartment	22:00	23:59	Amy's Apartment - The Vault	Starts automatically when you enter her apartment. Once the scene ends you'll exchange messages with Veronica	Unlock next action
It's time for Amy's next training session. I should go to Veronica's Room at 21:00	21:00	21:59	Veronica's Room	Starts automatically when you enter Veronica's Room.	 + 10,  + 10,  + 10, Amy's Picture #81– #104, #110-#114, Amy's Video #6 – #8, Unlock next action
Maybe it's time for some... special... training. I should go to Veronica's Room again at 21:00	21:00	21:59	Veronica's Room	<b>Required that you buy lube (\$20) from the sex shop</b> Starts automatically when you enter Veronica's Room. When given the option pick the option that was locked before,	Amy's Picture #105– #109, #115, Amy's Video #9, Amy's Video #10 if you look from the side, Love triangle Achievement

				“Actually, I have a better idea...” then “Oh, I came prepared!”. During the anal sex when given the option pick “Look from the side.” to unlock another video.	
--	--	--	--	--	--

Once ❤️ = 50, 💋 = 50 AND = 50 Hint		
	Action	Reward
No more hints available	<b>CONGRATULATIONS</b> . You've completed Amy's Path for version 0.9.7. Path to be continued in a future version.	(Amy) Photographic memory Achievement (Amy) Grindmaster Achievement (Amy) Overachiever Achievement







Sophia:


















This cute, but timid, 18-years-old is Ashley's BFF. She likes working out, playing tennis and is really shy around boys.


To unlock Sophia, you'll need to visit Ashley's Room between 11:00 and 15:59 on a Sunday (meaning you need to skip a Beach trip).


From 5 – 10 ❤️					
Hint	From To		Location	Action	Reward
She works out after school, at the health club	14:00	15:59	Gym 1 – Health Club	Talk to her	❤️ + 1





From 10 – 15 AND  0 – 5 					
Hint	From	To	Location	Action	Reward
Maybe she would be a bit less shy with me, if I would help her with her workout	14:00	15:59	Gym 1 – Health Club	Requires at least 10  AND 10  Talk to her and help her out	 + 1,  + 1



Once =  15 AND  = 5					
Hint	From	To	Location	Action	Reward
I wonder if she ever goes into the sauna after her workout	15:00	15:59	Hallway 2 – Health Club	Enter the sauna ( 1:00) 	Unlock Next Action
I should focus on improving my relationship with Ashley				Continue through Ashley's Path until you receive the 5 <sup>th</sup> selfie from Ashley (Ashley's Stats are >= 80,  >= 60) 	Unlock Next Action
Sometimes when I leave my room on weekday afternoons, I bump into Ashley	15:00	17:59	Your Room	Try to leave your room (use the arrow, don't use quick travel) on a weekday to start a conversation with Ashley	Unlock Next Action
Ashley asked me to come to her room on Sunday, when Sofia is there	11:00	15:59	Ashley's Room ( <b>SUNDAY</b> )	Enter Ashley's room to start the scene	 + 5,  + 5, Sophia's Pictures #75- #78 Sophia's Scene #1 Unlock Next Action  Unlocks Next Action on Debby's Path (If need to blackmail Debby)
Maybe next time she'll see me in the sauna, she won't run off	15:00	15:59	Hallway 2 – Health Club	Enter the sauna ( 1:00) 	 + 1,  + 1

From 20 – 25 AND  10 – 15 					
Hint	From	To	Location	Action	Reward
She doesn't seem to mind sharing the sauna with me anymore	15:00	15:59	Hallway 2 – Health Club	Enter the sauna ( 1:00) 	 + 1,  + 1



From 15 – 20 					
Hint	From	To	Location	Action	Reward







She seems a lot more relaxed when we share a sauna	15:00	15:59	Hallway 2 – Health Club	Enter the sauna ( 1:00)	 + 1, Sophia Pictures #8 - #9
--	-------	-------	-------------------------	-------------------------	--

Once  = 20					
Hint	From	To	Location	Action	Reward
On Saturday mornings, Ashley usually gets ready to hang out with Sophia	10:00	13:59	Anywhere ( <b>Saturday</b> )	You'll receive a message from Ashley. Read it	Unlock Next Action
Let's go meet Ashley and Sophia at the mall!	12:00	16:59	Shopping Mall ( <b>Saturday</b> )	<p>When you enter the Mall, Ashley will call for you and you'll have to judge a fashion contest. In order to proceed you'll need the contest to end in a tie. To do that select the following option in order:</p> <ol style="list-style-type: none"> <li>1. Going clubbing</li> <li>2. Sophia</li> <li>3. Lingerie</li> <li>4. Ashley</li> <li>5. Go wild</li> <li>6. It's impossible to choose!</li> </ol> <p><b>Note:</b> To unlock the achievement and all the pictures you'll need to go through all the other options so you should repeat the fashion contest on another Saturday to get them</p>	 +5, Sophia's Picture #2 - #7, High fashion Achievement, Unlock Next Action
I'm sure Ashley and Sophia can't wait for their next "Sunday school" lesson	11:00	15:59	Ashley's Room ( <b>SUNDAY</b> )	Enter Ashley's room to start the scene	 + 5,  + 5, Sophia's Pictures #79 - #82, Sophia's Scene #2, Unlock Next Action

From 25 – 30 					
Hint	From	To	Location	Action	Reward
She really seems to enjoy sharing a sauna with me	15:00	15:59	Hallway 2 – Health Club	Enter the sauna ( 1:00)	 + 1, Sophia's Pictures #10 - #12


From 30 – 35 					
--	--	--	--	--	--


Hint	From	To	Location	Action	Reward
Whenever I meet her in the sauna, she wants to "practice" with me	15:00	15:59	Hallway 2 – Health Club	Enter the sauna ( 1:00) 	 + 1, Sophia's Pictures #13 - #26, Sophia's Videos #1 - #2

Once  = 35					
Hint	From	To	Location	Action	Reward
Sophia still visits Ashley every Sunday, I wonder what they talk about	11:00	15:59	Upstairs Hallway ( <b>SUNDAY</b> )	Pick the option to Eavesdrop. You'll receive a message from Ashley so read it.	 + 5,  + 5, Sophia's Pictures #83 - #105, Sophia's Videos #5- #8, Sophia's Scene #3, New student Achievement, Unlock Next Action
Maybe we should ask her to come to the beach with us, on Sunday morning	9:00	9:59	Stairway ( <b>SUNDAY</b> )	<ul style="list-style-type: none"> <li>Meet Mom/Claire and Ashley during breakfast, confirm that you want to go to the beach ( 9:00) </li> <li>Pick the option to invite Sophia.</li> <li>During the beach trip check on Ashley and Sophia and join them.</li> <li>Pick the option "Actually, I have a better idea..." then pick "It's ok Sophia, I knew it was too daring for you..."</li> <li>During the sex scene pick the option to "Show from behind" in order to unlock every video</li> </ul>	 + 10,  + 10, Sophia's Pictures #51 - #74, Sophia's Videos #6 - #7, A day at the beach Achievement (2/3 and 3/3)

### Additional Scenes






These are scenes aren't necessary to progress the story. They are however necessary in order to unlock every photo and achievement. So, if you completed Sophia's path and are still missing photos they might be from these scenes.



From	To	Location	Action	Reward
12:00	7:29	Anywhere ( <b>SATURDAY</b> )	Requires at least 10  You'll receive a message from Ashley.	Sophia's Picture #1

9:00 9:59		Stairway ( <b>SUNDAY</b> )	<ul style="list-style-type: none"> <li>Meet Mom/Claire and Ashley during breakfast, confirm that you want to go to the beach ( 9:00) </li> <li>Pick the option to invite Sophia.</li> <li>During the beach trip check on Ashley and Sophia and join them.</li> <li>Pick the option "Of course!"</li> </ul>	Sophia's Pictures #43 - #50 A day at the beach Achievement (1/3)
-----------	--	----------------------------	---	--

This is the end for the 0.8.3 content for Sophia's Path. If you use the 100% save included with the game then this is the place where it is.

### 0.9.0+ Content

Once =  = 50 AND  = 50					
Hint	From	To	Location	Action	Reward
I wonder if she'd let me go a little further, next time we're in the sauna together	15:00	15:59	Hallway 2 – Health Club	Enter the sauna ( 1:00)  . Talking to Sophia pick the option "Actually...". During the sex scene pick the option "Switch to the front" to unlock an additional video.	 +5,  +5, Sophia's Pictures #27 - #42, Sophia's Videos #3- #4, Video #5 if you switched to the front, Shy but steamy Achievement,

Once  = 50 AND  = 50		
Hint	Action	Reward
No more hints available	<b>CONGRATULATIONS</b> . You've completed Sophia's Path for version 0.9.7. Path to be continued in a future version.	(Sophia) Photographic memory Achievement (Sophia) Grindmaster Achievement (Sophia) Overachiever Achievement

Debby




She seems to be a reliable and upstanding officer of the law. Things are not always as they seem however...

To unlock Debby, continue Veronica's path until you have to help her get out of jail.








Path Start					
Hint	From To		Location	Action	Reward
I should focus on improving my relationship with Veronica				Continue through Veronica's Path until Debby catches you with Veronica at the park (Veronica's Stats are = <del>60</del> ,  = 40 AND = <del>80</del> )	Path Start
Maybe I should go talk to her at the police station	9:00	11:59	Police Station	Talk to her when given the option to ask her out pick whatever since it doesn't matter	+5, Unlock Next Action
I wonder at what time in the morning she starts work	9:00	9:59	Police Station	When you enter the location, you'll be given the option to Peep. Do it, examine the tennis racket to unlock a new location then examine Debby's ass. <b>Note: There's a collectable in the bag.</b>	Debby's Pictures #4 - #6, Unlock Tennis courts Location Unlock Next Actions

From 0 – 10					
Hint	From To		Location	Action	Reward
She goes to the tennis club, every morning before work	7:00	8:59	Tennis Court	<b>Requires at least 20</b> Challenge her to a game ( 1:00)	+1, Debby's Pictures #13 #15-19 #25
She works out at the health club in the afternoon	12:00	12:59	Gym 2 – <u>Health Club</u>	<b>Requires at least 20</b>	+1, if you left the weight and < 5 +2, if you increased the weight






				Talk to her and ask if you can do some bench presses ( 0:15). If you increase the weight (need 40 )  you can double her stat increase	Debby's Pictures #7 - #12
--	--	--	--	--	---------------------------



Once =  10					
Hint	From	To	Location	Action	Reward
She works at the police station every day	10:00 13:00	11:59 23:59	Police Station	Starts automatically when you're on the location	 +5, Debby's Scene #1, Unlock Next Action
Maybe I should ask Megan about her little run-in with Officer Debby	8:00	16:59	Coffee Shop	Talk to Megan and try to ask her about what happened at the police station	Unlock Next Action
I should talk to Veronica about her arrest	10:00 12:00	10:59 14:59	Stairway Veronica's Room	Talk to Veronica and ask about her arrest	Getting acquainted Achievement, Unlock Next Action
Let's pay Officer Debby another visit	10:00 13:00	11:59 23:59	Police Station	Starts automatically when you're on the location	Unlock Next Action
Let's watch the evening news	21:00	21:59	Foyer	Starts automatically when you're on the location	Unlock Next Action
<b>No hint (IF YOU HAVEN'T MEET PAM AT THE PIZZERIA)</b>				If you haven't worked at the Pizzeria then Debby's hint may disappear since you haven't meet Pam yet. The Pizzeria location is unlocked during the game's tutorial, if you don't have the location unlocked then walk from your home to the supermarket and you should see a  flyer that unlocks the location.	
I wonder if I could meet this Angel? Maybe if I walk home late at night, I'll run into her	18:00	5:00	Map	At night walk through the world map from any location to your home. You might trigger an initial message saying you're being followed. Then you'll trigger a scene where two robbers will attack you.	Unlock Angel, Angel's Path Start, Angel Pictures #1 - #11, Angel Scene #1, The mysterious vigilante Achievement, (Angel) Photographic Achievement, Unlock Next Action
Maybe I should try to find out more about Angel first				Continue through Angel's Path until she asks you to keep Debby off her (Angel's Stats are = 10,   = 0)	Unlock Next Action
	10:00	11:59			Unlock Next Action

I should talk to her and convince her that Angel is the same side as she is	13:00	23:59	Police Station	Talk to her and ask to stop trying to arrest Angel	
Maybe I can try blackmailing Officer Debby into leaving Angel alone	10:00	11:59	Police Station	Try to blackmail her with information you got from Veronica and Megan	 + 10
	13:00	23:59			
I should focus on improving my relationship with Sophia				Continue through Sophia's Path until she and Ashley give you a hand job. (Sophia's Stats are = 20  AND  = 10)	Unlock Next Action
I believe Sophia plays tennis in the weekend, at the same time as Debby does	7:00	8:59	Tennis Court (  Weekend )	Once you enter the location, you'll encounter Sophia. Once the conversation ends challenge Debbie to a match.	Debby's Pictures #14 #20-#24 #26, Alpha male Achievement, Unlock Next Action
I have a plan! I should talk to Sophia about it, at the tennis courts	7:00	8:59	Tennis Court (  Weekend )	Once you enter the location, you'll encounter Sophia. You'll automatically start a match with Debbie. Once it's over, go to the parking lot.	Debby's Pictures #27 - #39, Debby's Scene #2, Detective Achievement, Unlock Next Action
I should now be able to blackmail Officer Debby, into leaving Angel alone	10:00	11:59	Police Station	Blackmail her with the evidence you got of Sophia.	 + 10,  - 10, Unlocks Next Action on Angel's Path
	13:00	23:59			

#### 0.9.2+ Content

Once  = 25 AND = 					
Hint	From	To	Location	Action	Reward
Alright, she's had some time to cool off, maybe now I can ask her out again?	10:00	11:59	Police Station	Scene starts automatically when entering the Police Station. Once it ends search the ground for a mysterious chip.	 - 10, Unlock Next Action
	13:00	23:59			
Let's try to find out more about "Masquerade", I should Google it	Anytime	Anytime	Anywhere	Open your phone and check the Google App. Pick the option to search about "Masquerade".	Unlock Next Action

#### 0.9.3+ Content

Once  = 25 AND = 					
Hint	From	To	Location	Action	Reward

Maybe I should see if I can find her in Masquerade	0:00	3:59	Masquerade (FRI and SAT)	Examine the intercom to enter Masquerade. Pick the option to search for Debby (🕒 2:00). Then pick the options: 1. Black mask (3 <sup>rd</sup> ) 2. Observing guests in the back room (4 <sup>th</sup> ) 3. A shy, young girl (2 <sup>nd</sup> ) When given the option of joining the big women pick whatever you want, if you join you can revisit Masquerade without looking for a new token.	Debby's Picture #40, Unlock Next Action
Maybe that shady guy, that hangs around the city at night, can get me a Masquerade token	18:00	5:00	Map	Only need to do this step if you need a token. At night walk through the world map between any location. You'll trigger a scene where you'll hear someone calling you. Walk over to him and pay for the token (\$1000)	Obtained Masquerade token, Unlock Next Action
She usually hangs out in the back room of Masquerade	0:00	3:59	Masquerade (FRI and SAT)	Examine the intercom and insert a token into the slot to enter Masquerade. Then skip the introduction. Pick the option to search for Debby.	💋 +5, 🍷 +5, Debby's Picture #41 - #43

#### 0.9.5 Content

Once 💋 = 30 AND 🍷 = 30					
Hint	From	To	Location	Action	Reward
Let's go talk to her at the police station, to make sure she isn't suspicious	10:00	11:59	Police Station	Talk with Officer Debby	Unlock Next Action
	13:00	23:59			
Let's talk to Veronica about my plan	10:00	10:59	Stairway	Talk with Veronica and pick the option to tell her about what you have planned for Officer Debby (2 <sup>nd</sup> Option)	Unlock Next Action
	12:00	14:59	Veronica's Room		
Maybe that shady guy, that hangs around the city at night, can get me a Masquerade token	18:00	5:00	Map	At night walk through the world map between any location. You'll trigger a scene where you'll hear someone calling you. Walk over to him and pay for the token (\$1000)	Obtained Masquerade token, Unlock Next Action

Alright, it's time to meet her at Masquerade again	0:00	3:59 Masquerade ( FRI and SAT )	Examine the intercom to enter Masquerade. Enjoy.	💋 + 10, 🍷 + 10, Debby's Picture #44 - #60, Debby's Video #1, Obtained x6 Masquerade token, Unlock Next Action
Alright, time for the final phase of my plan, let's go to Masquerade	0:00	3:59 Masquerade ( FRI and SAT )	Examine the intercom to enter Masquerade. Enjoy.	💋 + 10, 🍷 + 10, Debby's Picture #61 - #85, Debby's Video #2 - #4







Once 💋 = 50 AND 🍷 = 50			
Hint	Action	Reward	
No more hints available	<b>CONGRATULATIONS</b> . You've completed Debby's Path for version 0.9.7. Path to be continued in a future version.	(Debby) Photographic memory Achievement, (Debby) Grindmaster Achievement, (Debby) Overachiever Achievement	





Emma






This voluptuous beauty is Mom's younger sister. She's very flirty and loves teasing me.




To unlock Emma first you need to have dinner with family once so Mom/Claire mentions that Emma is working on gym/health club. Once done go to the gym/health club and visit the Massage Room between 10:00 and 15:59.










From 5 – 10 					
Hint	From	To	Location	Action	Reward
Maybe I can catch up with her after work, over a cup of coffee	10:00	15:59	Massage Room – Health Club	Ask her out for coffee	Unlocks Coffee shop Location
	16:00	16:59	Coffee Shop	Talk to Emma ( 1:05 and -\$15) 	 + 1, Emma's Picture #1 if you looked closer Unlocks Park Location ( 0.8.5+ game version ) Unlocks Next Action ( 0.8.5+ game version )
She goes for a jog in the park every morning (0.8.5+ game version)	9:00	9:59	Park	Requires at least 10  Jog with her ( 1:00) 	 + 1

Once  = 10					
Hint	From	To	Location	Action	Reward
I should just be patient, something will happen eventually	18:00	19:59	Anywhere	You'll receive a text message from Emma. Read it.	Unlock the Vault Location (Emma's Apartment)
I should go over to her apartment, she lives in The Vault	19:00	21:59	Emma's Apartment The Vault	Requires at least 30  Help her get the Internet Working ( 0:30) 	 + 5, Emma's Picture #19 - #28, Emma's Scene #1, Unlock Next Actions

From 0 – 5 					
Hint	From	To	Location	Action	Reward
She told me to meet her at noon, at the health club, for a massage	12:00	12:59	Massage Room – Health Club	Visit her to receive a massage	 + 1, Emma's Picture #83 - #89
Maybe we should ask her to come to the beach with us, on Sunday morning	9:00	9:59	Stairway ( SUNDAY )	<ul style="list-style-type: none"> <li>Meet Mom/Claire and Ashley during breakfast, confirm that you want to go to the beach (9:00)</li> <li>Pick the option to ask Emma to come along.</li> <li>During the beach trip check on Emma and join her.</li> </ul>	Emma's Picture #2 - #3, Unlock Buy Sunscreen Option at the Drugstore (Shopping Mall)

				<ul style="list-style-type: none"> <li>Emma will ask for sunscreen which you don't have so the event stops here</li> </ul>	
I should bring some sunscreen, next time we invite her to the beach	9:00	9:59	Stairway ( <b>SUNDAY</b> )	<ul style="list-style-type: none"> <li>Buy the sunscreen at the Drugstore before going to the beach (\$30)</li> <li>Repeat the beach options and then pick the option to use the sunscreen.</li> <li>At the end pick the option "I-uhm... I-I don't..." since the other option isn't available right now</li> </ul>	 +1, Emma's Picture #4 - #11

Once  = 5 <b>AND</b> Beach Event Done					
Hint	From	To	Location	Action	Reward
She asked me to come over to her apartment	19:00	21:59	Emma's Apartment The Vault	You'll receive a text message from Emma. Read it and then visit her. Help her get Netflix working ( 1:15 ) 	 +5, Emma's Picture #29 - #35, Emma's Scene #2, Tech support Achievement, Unlock Next Actions

From 20 – 25 <b>AND</b>   – 10					
Hint	From	To	Location	Action	Reward
Let's go over to her place to watch some more Netflix	19:00	21:59	Emma's Apartment The Vault	Spend time with her ( 3:10 )  <b>Note:</b> If you have x1 Red Wine in your inventory you'll receive the option to give it to her. Doing this will result in an additional option to stay the night. You can pick whatever you want since it doesn't affect anything at this point.	 +1,  +1 if you gave her x1 Red Wine, Emma's Picture #36 - #39
She likes teasing me, when she beats me in our little running match (0.8.5+ game version)	9:00	9:59	Park	<b>Requires at least 10</b>  Jog with her ( 1:00 )  . When given the option pick "Try to keep up with her". <b>Don't pick to take a sprint.</b>	 +1,  +1

This is the end for the 0.8.3 content for Emma's Path. If you use the 100% save included with the game then this is the place where it is.



### 0.8.5+ Content.



From 25 – 30 AND 10 – 15					
Hint	From	To	Location	Action	Reward
The next time we go running, I'm not letting her win anymore!	9:00	9:59	Park	Requires at least 30 Jog with her then pick the option to "Take a sprint". After winning pick the option "Not so fast!"	❤️ + 1, 💋 + 1
I wouldn't mind getting another massage from her	12:00	12:59	Massage Room – Health Club	Visit her to receive a massage.	❤️ + 1, 💋 + 1, Emma's Pictures #90 - #95





Once = 30 AND = 15					
Hint	From	To	Location	Action	Reward
When I sleep over at her place, she usually gets up early to take a shower	19:00	21:59	Emma's Apartment The Vault	Requires x1 Red Wine Spend time with her ( 3:10). When given the option give her the bottle of wine. Once it's time to leave pick the option accept her invitation to spend the night. When she asks how you slept pick the option "Not really..."	💋 + 5, Emma's Picture #56 - #58, Unlock Next Actions




### 0.8.7 Content.


From 30 – 35 AND 20 – 25					
Hint	From	To	Location	Action	Reward
When I sleep over at her place, hopefully I won't have to stay on the couch again	19:00	21:59	Emma's Apartment - The Vault	Requires x1 Red Wine AND at least 30 Spend time with her ( 3:10). When given the option give her the bottle of wine. Once it's time to leave pick the option accept her invitation to spend the night then pick the option to complain about the couch.	❤️ + 1, 💋 + 1, Emma's Picture #59 - #65

Next time I'm rubbing sunscreen on her back, I should call her bluff	9:00	9:59	Stairway ( <b>SUNDAY</b> )	<ul style="list-style-type: none"> <li>Buy the sunscreen at the Drugstore before going to the beach (\$30)</li> <li>Repeat the beach options and then pick the option to use the sunscreen.</li> <li>At the end pick the option to "Call her bluff"</li> </ul>	 + 1,  + 1, Emma's Picture #12 - #18, Emma's Video #1, (Emma) A day at the beach Achievement
--	------	------	----------------------------	--	--




Once =  AND  = 25					
Hint	From	To	Location	Action	Reward
I should just be patient, something will happen eventually	12:00	13:59	Anywhere	You'll receive a text message from Emma. Read it.	Emma's Picture #130 - #131, Unlock Next Actions

From 25 – 30 					
Hint	From	To	Location	Action	Reward
The next time I beat her at running I should try taking things a little further	9:00	9:59	Park	<b>Requires at least 30</b>  Jog with her then pick the option to "Take a sprint". After winning pick the option "Aren't you forgetting something?"	 + 1
I can't help but getting a hardon every time she gives me a massage	12:00	12:59	Massage Room – Health Club	Visit her to receive a massage.	 + 1, Emma's Pictures #96 - #102, Emma's Video #2, Healing hands Achievement






Once  = 30					
Hint	From	To	Location	Action	Reward
Let's go over to her place for some more quality time	19:00	21:59	Emma's Apartment The Vault	Spend time with her ( 3:10 ).  Once it's time to leave pick whatever you want since it won't make a difference.	 + 5, Unlock Next Actions

From 30 – 35 					
Hint	From	To	Location	Action	Reward





We really enjoy watching Netflix together	19:00 21:59		Emma's Apartment The Vault	Spend time with her ( 3:10). When given the option pick the following: "Protest", "Disagree with her", "Feel them", "Keep teasing", "That sounds impressive"	 + 1, Emma's Pictures #41 - #55, Emma's Video #3, Netflix and chill Achievement
Next time we go running, maybe I should let her win for a change	12:00 12:59	Massage Room	- Health Club	<b>Requires at least 40</b>  Jog with her then pick the option to " <b>Try to keep up with her</b> ". After losing pick the option "Do it"	 + 1

### 0.9.1 Content

Once  = 35					
Hint	From	To	Location	Action	Reward
Let's go watch some more Netflix with her	19:00 21:59		Emma's Apartment The Vault	Join her and watch some Netflix ( 3:10) 	 + 5, Emma's Picture #40, Unlock next action
Now where could I find some of that special nuru gel?	14:00 1:59		Sex Shop	Visit the sex shop and after talking to the clerk buy the nuru gel (\$60)	Unlock next action
I've got the nuru gel, so let's go meet her at the health club	12:00 12:59	Massage Room	- Health Club	Visit her then ask her for the nuru massage. During the sex scene change the view to the back to unlock and additional video.	 + 10,  + 10, Emma's Picture #103 - #129, Emma's Video #8 - #9,

### 0.9.3 Content

Once =  50 AND  = 50					
Hint	From	To	Location	Action	Reward
I love how she always pushes her big tits against me, when I sleep over	19:00 21:59		Emma's Apartment - The Vault	Join her and watch some Netflix. At the end pick the option to spend the night.  <b>Note:</b> To unlock every picture you'll need to do the scene twice. On one you must cum on	Emma's Picture #66 - #74 #75 - #78, If you ejaculate on Cowgirl #79 - #82, If you ejaculate on Reverse Cowgirl, Emma's Video #4 - #7, if you saw both positions and zoomed in on both

				Cowgirl position and on another you must cum in Reverse Cowgirl. Also remember to zoom in on both positions.	
--	--	--	--	--	--

Once ❤️ = 40 AND 💋 = 35		
Hint	Action	Reward
No more hints available	<b>CONGRATULATIONS</b> . You've completed Emma's Path for version 0.9.7. Path to be continued in a future version.	(Emma) Photographic memory Achievement (Emma) Grindmaster Achievement (Emma) Overachiever Achievement

Angel



A mysterious superhero, known as the Urban Angel. But who could she really be?

You'll unlock Angel while playing through Officer Debby's path. More specifically, when you'll try to talk about her "arrests" and she mentions the vigilante. You'll start a series of actions that result in meeting Angel.

Path Start					
Hint	From	To	Location	Action	Reward



I can't wait to tell the girls at dinnertime, that I actually met the Urban Angel	18:00	18:59	Stairway	Have dinner with the family ( 1:00) 🕒	Unlock Next Action
After my last experience, I'll have to be more careful when walking home at night	18:00	5:00	Map	At night walk through the world map from any location to your home. You'll trigger an initial message saying you'll be careful this time. Then you'll trigger a scene where you'll hear a woman scream. Pick the option to help her.	❤️ + 10, Unlock Next Action Unlocks Next Action on Debby's Path
Maybe I can get Officer Debby to leave her alone				Continue through Debby's Path until she agrees to leave Angel alone (Debby's Stats are 💋 = 25, 💪 = 25)	Unlock Next Action
I need some quiet time to think, maybe I should go to my room	Anytime	Anytime	Your Room	Starts automatically when you're on the location	Unlock Next Action
I should first look into that note I found, it told me to go to the park at midnight	0:00	0:29	Park	Starts automatically when you're on the location	💋 +5, Unlock Next Action
I should focus on improving my relationship with Mom				Continue through Mom/Claire's Path until you need to check her diary after she stops responding to your email (Mom/Claire's Stats are = 80 AND ❤️ = 85)	Unlock Next Action
I should visit Mom's office and try to find out more about the A.I.S.A. project	8:30	16:59	Office	Once you enter the office talk to Cassie and tell her that you need to talk to Mom/Claire. Take the elevator to the "Office floor" then follow the right arrow to reach Mom/Claire's office	Unlock Next Action



This is the end for the 0.8.3 content for Angel's Path. If you use the 100% save included with the game then this is the place where it is.











#### 0.8.9+ Content







#### SPOILER WARNING FOR ANGEL'S TRUE IDENTITY

Once A.I.S.A. Project Info Obtained					
Hint	From	To	Location	Action	Reward
Maybe if I google Dr. Russo, I'll be able to find out more	Anytime	Anytime	Anywhere	Open your phone and check the Google App	Unlock Next Action

				Then pick the available option (the rest will unlock as you go through them one by one)	
It has to be Pam! Let's go meet her in the park at midnight and find out if I'm right	0:00	0:29	Park	Starts automatically when you're on the location. When given the various option pick "Pam"	 +5,  +5, Unlock Next Action

From 15 – 20 					
Hint	From	To	Location	Action	Reward
Let's text her and ask if she wants to meet up for coffee	8:00	9:30	Anywhere	Send Angel a message to meet for coffee (\$15).	Unlock Next Action
She'll be at the coffee shop at 10:00	10:00	10:29	Coffee Shop	Talk to Pam and ask her one of the different options ( 1:00) Repeat the date while asking her a different question each time	 + 1

Once = 20 					
Hint	From	To	Location	Action	Reward
Let's ask her out for a beer	19:00	20:00	Anywhere ( <b>Weekday</b> )	Send Angel a message to meet for beer. Complete the date (visit the dating guide)	Unlock Bar Location,  +5,  +2, If date ends with 6+ hearts,  +1, If it ended with 5 or less hearts, Unlock Next Action
Let's ask her out for a movie	19:00	20:00	Anywhere ( <b>Weekday</b> )	Send Angel a message to meet for a movie. Complete the date (visit the dating guide)	 +5,  +2, If date ends with 6+ hearts,  +1, If it ended with 5 or less hearts, Unlock Next Action
Let's ask her out for ... again	19:00	20:00	Anywhere ( <b>Weekday</b> )	Repeat the previous dates while doing the options that become available as your stats with her increase. (Visit the dating guide for help)	 +5,  +2, If date ends with 6+ hearts,  +1, If it ended with 5 or less hearts, Unlock Next Action

Once =  30 AND  = 40					
Hint	From	To	Location	Action	Reward
I can't wait to see her again, but maybe I should let her take the initiative	19:00	19:59	Anywhere (  Weekday )	You should receive a message from Angel so read it.	Angel's Pictures #45 - #46, Unlock Next Action
I need to find out where she could be, maybe I can find a clue in the selfies she sent me			Bar	Check the second photo you received from Angel (#46). Click on the "Milton & sons" sign, on the water below the sign and the forklifts. Once you click on all three clues the scene should trigger.	Unlock Next Action
I better find a way to turn of the gas, maybe I can distract that guy somehow			Warehouse	Pick up the brick on the floor.	Unlock Next Action
I need to hurry and turn off the gas, before he comes back!			Warehouse	Once Thug #2 is gone click on the gas tanks.	 + 20,  + 10, Angel's Picture #47 - #58, Angel's Video #3 - #4, Unlock Next Action
Hopefully she'll invite me in, next time I walk her home	19:00	20:00	Anywhere (  Weekday )	Send Angel a message to meet for beer or a movie. Complete the date (visit the dating guide)	(Angel) Loyal sidekick Achievement

Once Dates Fully Completed		
Hint	Action	Reward
No more hints available	<b>CONGRATULATIONS</b> . You've completed Angel's Path for version 0.9.7. Path to be continued in a future version.	(Angel) Grindmaster Achievement (Angel) Photographic Memory Achievement (Angel) Overachiever Achievement

# Diane





After a recent divorce, this attractive therapist decided to start her life over and is now your neighbour.





Diane was added to the game on version 0.8.4.





You'll unlock Diane while playing through Mom/Claire's path. After going on a date you'll have to check your (fake) email. Once done go to the elevator hallway between 8:00 and 16:59 to meet Diane.

Path Start					
Hint	From	To	Location	Action	Reward
...	8:00	16:59	Hallway	Play through Mom/Claire's Path. After going on a successful date check your (fake) email. Once done visit the hallway to meet Diane.	❤️ +5, Diane's Path Start
I wonder if the girls have noticed her moving in yet, maybe I'll find out more when we have dinner	18:00	18:59	Stairway	Have dinner with the family ( 1:00) 🕒	Unlock Next Action
I need to go talk to her before any of the girls do	19:00	19:00	Diane's Apartment	Once dinner is over, you're forced to visit Diane at her apartment. So, go there.	❤️ -5, 💋 +5, Unlock Next Action
All I can do now, is wait	10:00	17:59	Anywhere	You'll receive a message from Diane.	Unlock Next Action
Let's go talk to her at her apartment	8:00	17:59	Diane's Apartment	Starts automatically when you enter Diane's Apartment	Diane's Pictures #1 - #3, Unlock Next Action





I wonder if Mom has already met her, maybe I should talk to her in the living room, after dinner	21:00	21:59	Living Room	Starts automatically when you're on the location	Diane's Pictures #30 - #31, Unlock Next Action
I have a feeling our next therapy session will take place soon	10:00	17:59	Anywhere	You'll receive a message from Diane.	Unlock Next Action
Time for my next therapy session, let's go see her	8:00	17:59	Diane's Apartment	Starts automatically when you enter Diane's Apartment	 + 10,  + 5, Diane's Pictures #4 - #5, Unlock Next Action

### 0.9.0 Content







Once =  AND  = 10					
Hint	From	To	Location	Action	Reward
She'll probably let me know when it's time for our next therapy session	10:00	17:59	Anywhere	You'll receive a message from Diane.	Unlock Next Action
Time for another therapy session, let's go see her	8:00	17:59	Diane's Apartment	Starts automatically when you enter Diane's Apartment	 + 5,  + 5, Unlock Next Action

From 15 - 30 AND  15 - 30 					
Hint	From	To	Location	Action	Reward
I should see her for my next session on weekdays, between 12:00-13:00	12:00	12:59	Diane's Apartment	Starts automatically when you enter Diane's Apartment. You'll need to do this action 3 times.	(Each Time)  + 5,  + 5, (1 <sup>st</sup> Time) Diane's Pictures #6 - #15, (2 <sup>nd</sup> Time) Diane's Pictures #16 - #19, (3 <sup>rd</sup> Time) Diane's Pictures #20 - #29



### 0.9.1 Content



Once  = 30 AND  = 30					
Hint	From	To	Location	Action	Reward
Claire/Mom told me that when she comes home from work, she sometimes runs into Diane in the hallway	16:30	16:59	Hallway	Starts automatically when you're in the hallway. Enter the elevator with Diane.	 + 5,  + 5, Diane's Pictures #32 - #39

## 0.9.2 Content

Once  = 35 AND  = 35					
Hint	From To		Location	Action	Reward
Did Claire/Mom notice anything? I should talk to her <u>in the living room, after dinner</u>	21:00 21:59		Living Room	Starts automatically when you're on the location.	 + 5,  + 5, Diane's Pictures #40 - #47, Unlock Next Action
It's time for my final session, let's go pay her a visit	12:00 12:59		Diane's Apartment	Starts automatically when you enter Diane's Apartment. At the end you'll receive a message from Diane with a photo.	 + 10,  + 10, Diane's Pictures #48 - #74, Diane's Video #1 - #2

## 0.9.7 Content

Once  = 50 AND  = 50					
Hint	From To		Location	Action	Reward
Maybe I should pay her a visit late in the evening	22:00 23:59		Diane's Apartment	Starts automatically when you enter Diane's Apartment. Pick the option to Fuck her	Diane's Pictures #75 - #84, Diane's Video #3, Therapy Achievement

Once  = 50 AND  = 50		
Hint	Action	Reward
No more hints available	<b>CONGRATULATIONS</b> . You've completed Diane's Path for version 0.9.7. Path to be continued in a future version.	(Diane) Grindmaster Achievement (Diane) Photographic Memory Achievement (Diane) Overachiever Achievement



## Valerie



She's smoking hot, dangerously wild and slightly crazy. She's also the owner of Neon.

You'll unlock Valerie while playing through Veronica's path. More specifically, you'll meet her when visiting the inside of the nightclub Neon for the first time. **There are no actions to be done with her for the current version (0.9.7). Please wait for a future version.**

## Pam



She works as the manager of Gino's pizzeria. You don't know anything else about her (yet).

You'll meet Pam when you visit the Pizzeria for the first time. Her path is mixed with another character.

( **SPOILER** ) This dark-haired beauty is the manager of Gino's by day, but at night she becomes the Urban Angel.

## Megan



An aspiring model, with a passion for fashion. She works at the coffee shop to pay the bills, until she “makes it big”.

You'll meet Megan inside the Coffee shop. You'll unlock the coffee shop when you ask Emma out for coffee during her path. **There are no actions to be done with her for the current version (0.9.7).**

**Please wait for a future version.**

## Kathy



She works as a croupier at the casino. You don't know anything else about her (yet).

You'll meet Kathy when you visit the Casino for the first time. To unlock the Casino, you'll need to travel using the public transport (train), when travelling there's a random chance that your character will spot a casino ad that unlocks the Casino as a location. **There are no actions to be done with her for the current version (0.9.7). Please wait for a future version.**

## Cassie



This beauty works as a receptionist at the Cydroid Technologies office. You don't know anything else about her (yet).

You'll unlock Cassie while playing through Mom/Claire's path. More specifically, you'll meet her when visiting Mom/Claire's workplace for the first time.

There are no actions to be done with her for the current version (0.9.7). Please wait for a future version.

## Linda



This blond bombshell works at Cydroid Technologies. You don't know anything else about her (yet).

You'll unlock Linda while playing through Mom/Claire's path. More specifically, you'll meet her when visiting Mom/Claire's workplace for the second time.

There are no actions to be done with her for the current version (0.9.7). Please wait for a future version.

# Dating Guide

## Ashley

During the date you'll have to pick the correct option to increase her hearts. Although some are fixed other are random. For the random ones you'll need to pay attention to what Ashley says before the options appear. What she says is the hint to what you have to pick.

### Date Start:

1. At the start you can pick the outfit she's wearing. This option is cosmetic only (although it affects the picture that are unlocked) so pick what you want for the first date and then pick the other on a second date.
  - a. **"A sexy red dress" or "A sweater dress, with black knee-high boots".**
2. Pay attention to how your character describes her (+2 heart):
  - a. "(She looks a little nervous...)" choose the option "Give her a hug."
  - b. "(She looks happy!)" choose the option "Kiss her on the cheek."
  - c. "(Wow, she looks hot!)" choose the option "Kiss her on the lips."
3. When giving her a present pick the teddy bear, you can buy it at the supermarket (+1 heart).
  - a. "Give her a teddy bear."
4. Pay attention to how she describes the movie you hope you'll pick (+1 heart):
  - a. "Of course! I'm sure you'll pick something fun!" choose the option "Meet the sisters."
  - b. "Of course! I'm sure you'll pick something I will like!" choose the option "The notepad."
  - c. "Of course! I'm sure you'll pick something exciting!" choose the option "The crawling dead."
5. Pay attention to how she describes the snack and drink she wants (+2 heart):
  - a. For the food:
    - i. "Something cold and sweet!" choose the option "A chocolate ice cream."
    - ii. "Something hot and salty!" choose the option "A hot dog."
    - iii. "Something sweet and crunchy!" choose the option "Some caramel popcorn."
    - iv. "Something salt and crunchy!" choose the option "Some hot nachos with cheese."
  - b. For the drink:
    - i. "Just something plain and simple!" choose the option "A bottle of water."
    - ii. "Something cold and sweet!" choose the option "A coke."
    - iii. "Something warm and sweet!" choose the option "A hot chocolate."
    - iv. "You know what, just surprise me!" choose the option "A glass of wine."

6. Pay attention to how Ashley asks for your opinion on the movie (+1 heart):
  - a. "This movie is great! Don't you think so?" choose the option "Oh I do! I think it's great!"
  - b. "What do you think of the movie?" choose the option "It's ok, I guess... I just like looking at you more..."
  - c. "Let me guess, you don't like the movie either?" choose the option "Nah, I think it's pretty boring."
7. Pick the option to kiss her [5 hearts required, you should have 7 hearts if you picked every correct option] (+1 heart).
8. Pick the option to put your hand on her leg [7 hearts required, you should have 8 hearts if you picked every correct option] (+2 heart).

If you got 9+ hearts at the end, you'll receive some alone time with Ashley in your bed.

## Veronica

In order to reach 10 hearts, you're required to have met the fitness babe during the Gym Job and unlocked the Casino location (unlocked by riding the bus).

During the date you'll have to pick the correct option to increase her hearts. Although some are fixed other are random. For the random ones you'll need to pay attention to what Veronica says before the options appear. What she says is the hint to what you have to pick.

Date Start:

1. Pay attention to how your character describes her (+1 heart):
  - a. "(She blushes a little...)" choose the option "You look beautiful!"
  - b. "(She gives me a seductive look...)" choose the option "You look very sexy!"
  - c. "(She smiles at me...)" choose the option "You look amazing!"
2. When giving her a present pick the flowers, you can buy it at the supermarket (+2 heart).
  - a. "Give her flowers."
3. This option appears only if you met the fitness babe. Pick "Look at Veronica instead." (+1 heart):
4. Pay attention to how she describes the snack and drink she wants (+1 heart):
  - a. "I'm not sure what to order yet..." choose the option "Go first."
  - b. "I think I know what I'm getting" choose the option "Ladies first."
  - c. "Uhm, I have no idea what I should get..." choose the option "Order for the both of you."
5. Pick the option to drop your fork [3 hearts required, you should have 4 hearts if you picked every correct option] (+1 heart).
6. Pick the option "No, it's my treat, but thanks for offering!" (+1 heart).

7. If you haven't unlocked the Casino location the date ends. If you have then, pick the option "Well, the night is still young!" then pick "We should go to the casino?" [4 hearts required, you should have 6 hearts if you picked every correct option]
8. Pay attention to how she describes the drink she wants (+1 heart):
  - a. "I'd like something tropical, but not too strong..." choose the option "A Piña colada."
  - b. "I'd like something tropical, but not too light..." choose the option "A Daiquiri."
  - c. "I'd like something creamy, but not too strong..." choose the option "An Irish Coffee."
  - d. "I'd like something creamy, but not too light..." choose the option "A Mudslide."
9. During blackjack pay attention to what cards the dealer shows Veronica (+1 heart):
  - a. "I have a six and a four, the dealer has a queen." choose the option "Hit."
  - b. "I have a five and a six, the dealer has a jack." choose the option "Double down."
  - c. "I have a pair of jacks, the dealer has a king." choose the option "Split."
10. Pick the option to put your hand between her leg [8 hearts required, you should have 8 hearts if you picked every correct option] (+1 heart).
11. You'll repeat a game of blackjack. Like before, pick your choice depending on the cards the dealer shows Veronica (+1 heart)

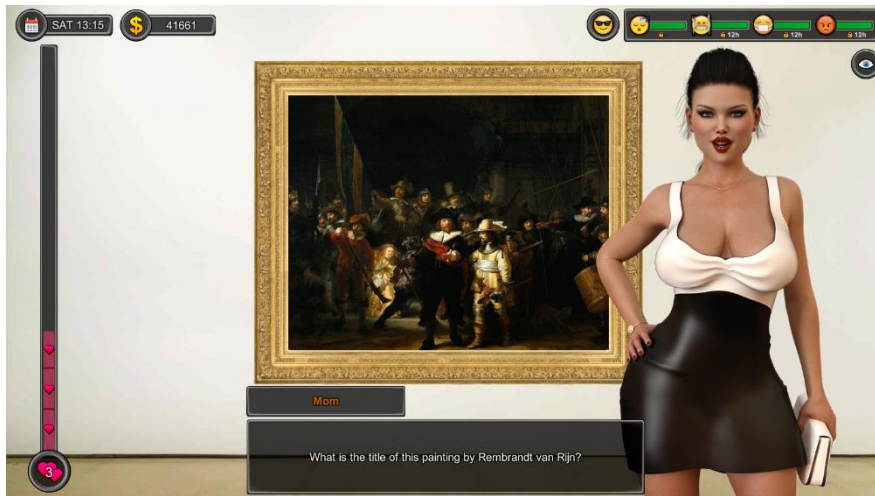
If you got 9+ hearts at the end, you'll receive some alone time with Veronica in her bed.

## Mom/Claire

During the date you'll have to pick the correct option to increase her hearts. Although some are fixed other are random. For the random ones you'll need to pay attention to what Mom/Claire says before the options appear. What she says is the hint to what you have to pick.

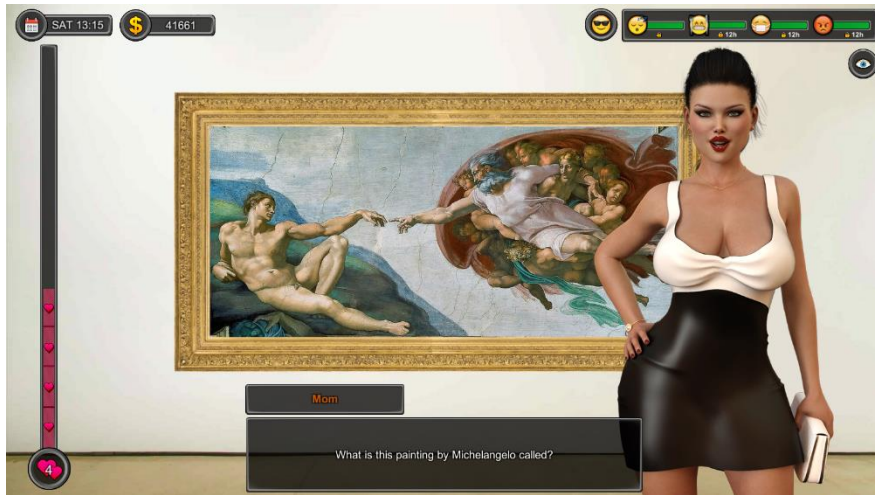
Date Start:

1. Pay attention to how she asks how she looks (+1 heart):
  - a. "Do I look...ok?" choose the option "You look beautiful!"
  - b. "Is it too much?" choose the option "You look very stylish!"
  - c. "How do I look?" choose the option "You look so hot!"
2. When giving her a present pick the chocolate, you can buy it at the supermarket (+2 hearts).
  - a. "Give her a box of chocolates."
3. You'll now have to respond to a trivia quiz about art. You'll receive three questions that are picked randomly from the list below (+3 hearts):



Q:

A: The night watch (1<sup>st</sup>)



Q:


A: The creation of Adam (3<sup>rd</sup>)





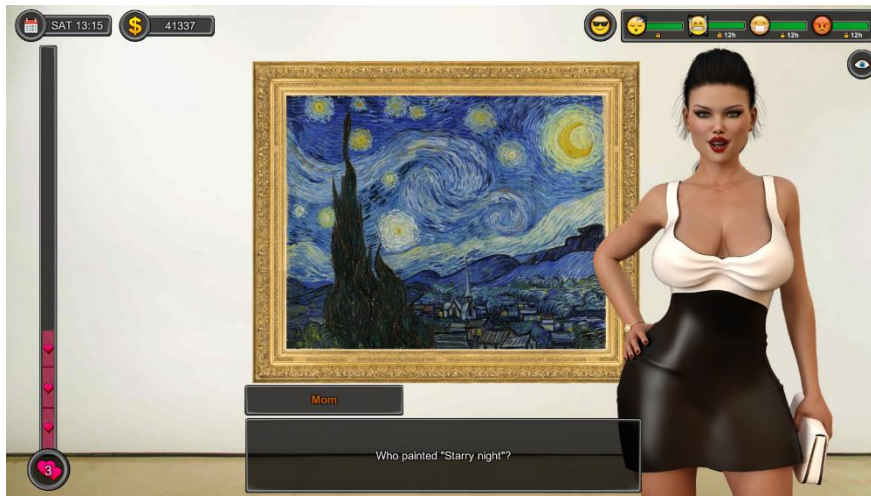
Q:

A: The persistence of memory (2<sup>nd</sup>)



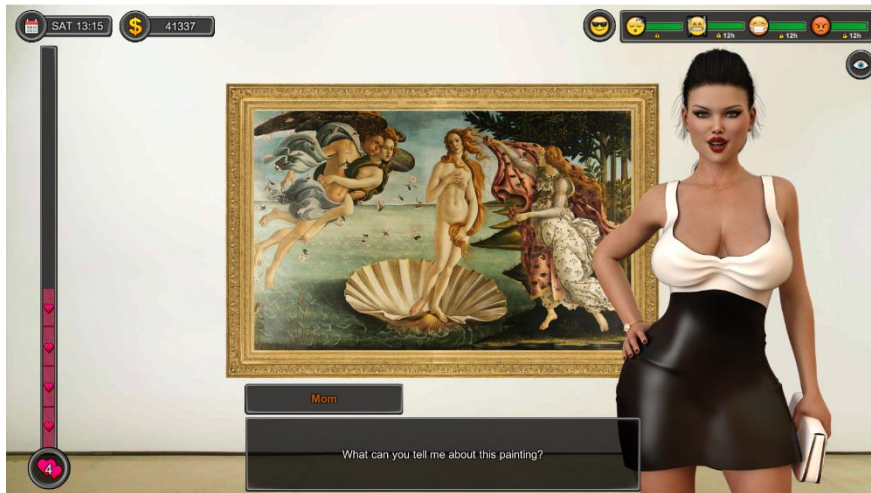
Q:

A: This is the "The scream", by Edvard Munch (4<sup>th</sup>).



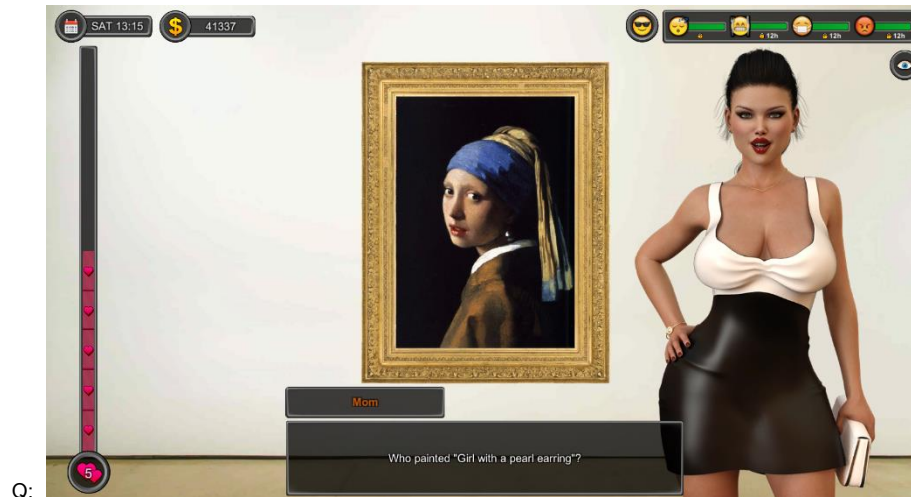
Q:

A: Vincent van Gogh (3<sup>rd</sup>)



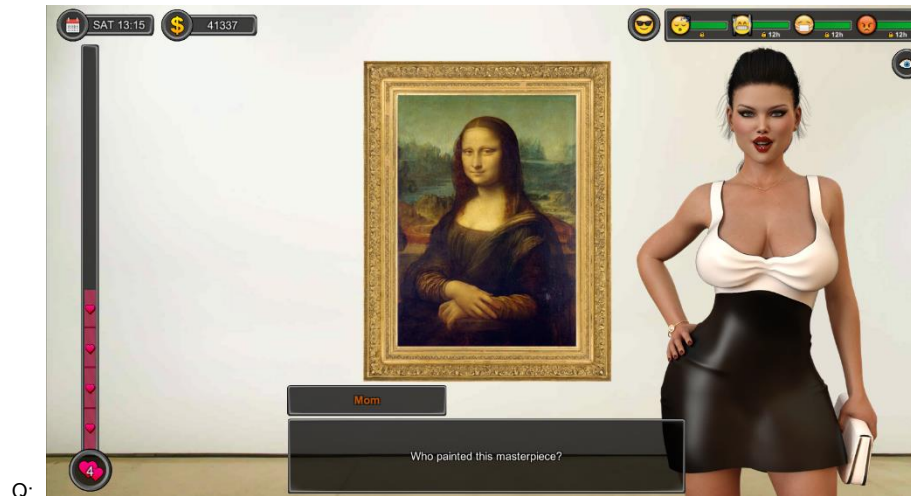
Q:

A: This is the "Birth of Venus" by Sandro Botticelli (1<sup>st</sup>)



Q:

A: Johannes Vermeer (4<sup>th</sup>)



Q:

A: Leonardo da Vinci (2<sup>nd</sup>)

4. When you're on the Egyptian exhibit pick the option "Take Mom/Claire to a quiet spot." [4 hearts required, you should have 6 hearts if you picked every correct option] (+1 heart).
5. Once outside the museum pick the option "Would you like to go for a walk through to the park?" [5 hearts required, you should have 7 hearts if you picked every correct option].
6. Pay attention and remember what she wants on her hotdog, she'll tell you three things (+1 heart):
7. After eating the hotdogs pick the option to lick it off [9 hearts required, you should have 9 hearts if you picked every correct option] (+1 heart).




If you got 9+ hearts at the end, you'll receive some alone time with Mom/Claire in her bed.

# Angel

Angel has two different dates that play out differently, one on the Bar when asking her out for beer and the other at the Movie Theatre when asking her out to the movies. During the date, you'll have to pick the correct option to increase her hearts. Although some are fixed other are random. For the random ones, you'll need to pay attention to what Angel says before the options appear. What she says is the hint to what you have to pick.




## Going out for Beer

Date Start:

1. Pay attention to how your character describes her (+1 heart):
  - a. "(She casually waves at me, as she sees me approaching)" choose the option "Give her a hug."
  - b. "(She smiles warmly at me, as she sees me approaching)" choose the option "Kiss her on the cheek."
  - c. "(She winks at me, as she sees me approaching)" choose the option "Kiss her on the lips."
2. When giving her a present pick the flowers, you can buy it at the supermarket (+2 heart).
  - a. "Give her flowers."
3. Pay attention to how she describes the drink she wants (+1 heart):
  - a. "I'll have some 'vino', please!" choose the option "Get her a glass of wine."
  - b. "I'll have a 'brewskie, please!" choose the option "Get her a beer."
  - c. "I'll have a 'slammer', please!" choose the option "Get her a tequila shot."
4. Either pick the option to not look (skips to step 7 but get +2 heart) or pick to look [2 hearts required, +1 heart].
5. If you don't have the required stats (you shouldn't the first time you reach this point) then pick the option "Nah, I better not...". If you have the required stats then pick the option "Payback time!" [4 hearts and  >= 20 required, +1 heart]
6. If you don't have the required stats (you shouldn't the first time you reach this point) then pick the option "She's right". If you have the required stats then pick the option "Mess with her a little." [6 hearts and  >= 30 required, +1 heart]
7. Pick the option to walk her home (+1 heart)
8. Pick the option to ask if she'll let you in [8 hearts and  >= 30 required, +1 heart]

## Going out for a Movie

Date Start:

1. Pay attention to how your character describes her (+1 heart):
  - a. "(She smiles timidly, as she sees me)" choose the option "Give her a hug."
  - b. "(Her face lights up as she sees me)" choose the option "Kiss her on the cheek."
  - c. "(She gives me a sultry look.)" choose the option "Kiss her on the lips."
2. When giving her a present pick the flowers, you can buy it at the supermarket (+2 heart).
  - a. "Give her flowers."
3. For the movie pick one of the following depending on the options that appear (+1 heart):
  - a. Aquawoman (2<sup>nd</sup> Option)
  - b. Avengers: Endless War (1<sup>st</sup> Option)
  - c. Black Tiger (3<sup>rd</sup> Option)
4. Pick the option to kiss her [2 hearts required, you should have 4 hearts if you picked every correct option] (+1 heart).
5. If you don't have the required stats (you shouldn't the first time you reach this point) then pick the option "Don't worry...". If you have the required stats then pick the option "Oh, please..." [4 hearts and  >= 25 required, +1 heart]
6. If you don't have the required stats (you shouldn't the first time you reach this point) then pick the option "Yes, please do!". If you have the required stats then pick the option "Actually..." [6 hearts and  >= 35 required, +1 heart]
7. Pick the option to take her home (+1 heart)
8. Pick the option to ask if she'll let you in [8 hearts and  >= 30 required, +1 heart]




## Collectable

Below is a list of all the collectable photos. These photos are unlocked by picking them up from the game world. Note that some collectables require that you picked up a specific collectable first so if they don't appear it means that you have to pick up another one first (this guide will refer the one needed to collect).

### Ancient Egypt



# 1 – Location: Elevator Hallway at your apartment.  
Available from start



# 2 – Location: Book Store at the Shopping Mall. Requires that you collected Ancient Egypt Collectable #1



#3 – Location: Movie Theatre. To obtain this collectable you're required to pass a movie quiz. 10 questions are picked randomly from the list below.

This collectable is available as soon as you unlock the Movie Theatre location (during Ashley's Path)

Q: Which Austrian actor is famous for the line "I'll be back"? A: Arnold Schwarzenegger [2<sup>nd</sup> Option]

Q: In Titanic, Jack says "I'm the king..." A: Of the world [3<sup>rd</sup> Option]

Q: Which of these superheroes isn't part of the Avengers? A: Superman [3<sup>rd</sup> Option]

Q: Which movie was not directed by Quentin Tarantino? A: The Shawshank Redemption [3<sup>rd</sup> Option]

Q: "Get busy living or get busy dying"? A: The  
**Shawshank Redemption [1<sup>st</sup> Option]**

Q: Who said: "I ate his liver with some fava beans and a nice Chianti"? A: Hannibal  
**Lecter [3<sup>rd</sup> Option]**

Q: "The name's Bond..." A: James  
**Bond [3<sup>rd</sup> Option]**

Q: "Dirty Harry" said: "Go ahead..."? A: Make  
**my day [2<sup>nd</sup> Option]**

Q: In the movie "Scarface" Al Pacino says "Say hello..."? A: To my  
**little friend! [1<sup>st</sup> Option]**

Q: What did Darth Vader say to Luke? A: I am  
**your father! [2<sup>nd</sup> Option]**

Q: "The first rule of Fight Club is..."? A: You do not talk  
**about Fight Club [4<sup>th</sup> Option]**

Q: In "Die Hard" Bruce Willis says... A: Yippee ki yay,  
**motherfucker! [4<sup>th</sup> Option]**

Q: Who is the owner of the Chocolate Factory? A: Willy  
**Wonka [4<sup>th</sup> Option]**

Q: Who is "The hero Gotham deserves, but not the one it needs right now"? A: Batman  
**[3<sup>rd</sup> Option]**

Q: Who said: "You shall not pass!"? A:  
**Gandalf the Grey [3<sup>rd</sup> Option]**

Q: In the movie "Finding Nemo", Nemo is a... A: Fish [2<sup>nd</sup> Option]

Q: From "Jaws": "You are going to need a bigger..." A: Boat [2<sup>nd</sup> Option]


Q: The Godfather was going to "Make him..."? A: An offer  
**he can't refuse [2<sup>nd</sup> Option]**

You'll obtain the collectable and the Movie buff Achievement if you answered every question correctly.






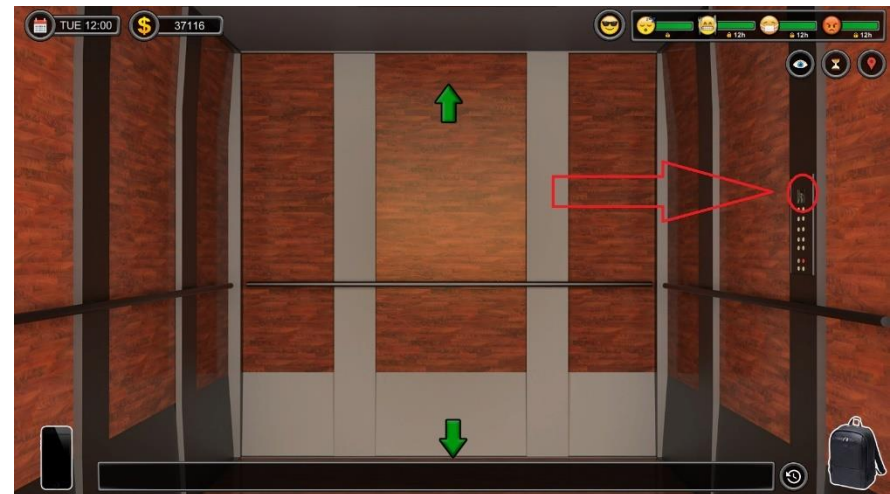
#4 – Location: Lobby at your apartment Requires that you collected Ancient Egypt Collectable #3



# 5 – Location: Your Room  
Available from start



#6 – Location: Drug Store at the Shopping Mall. Requires that you collected Ancient Egypt Collectable #5



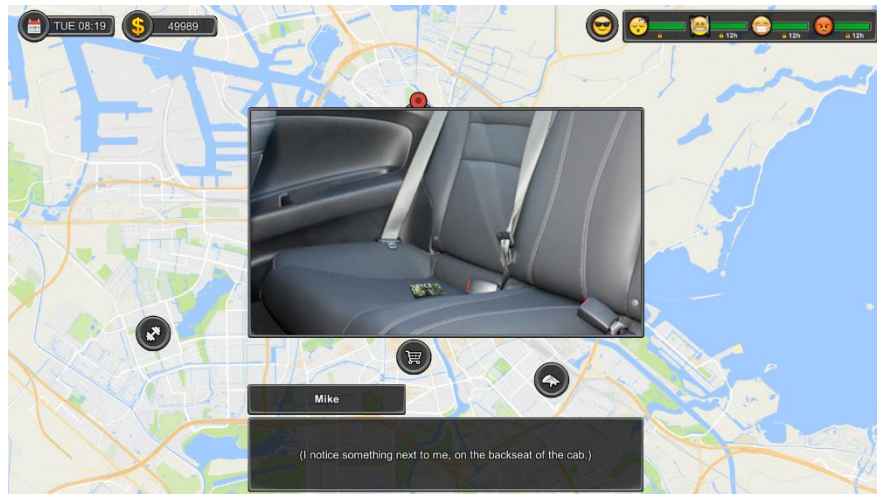
#7 – Location: Elevator at your apartment  
Available from start



#8 – Location: Lingerie Store at the Shopping Mall Requires that you collected Ancient Egypt Collectable #7



## Armed Forces



#1 – Location: World Map Taxi, Random chance of appearing when moving in the map with the taxi cab. Available from start



#2 – Location: Clothing Store at the Shopping Mall. Requires that you collected Armed Forces Collectable #1

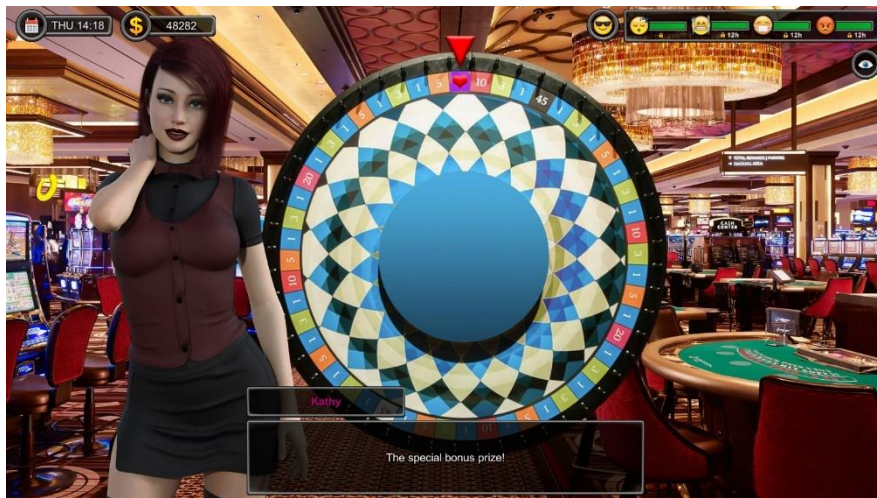


#3 – Location: Restaurant. This collectable is available as soon as you unlock the Restaurant location (during Veronica's Path)

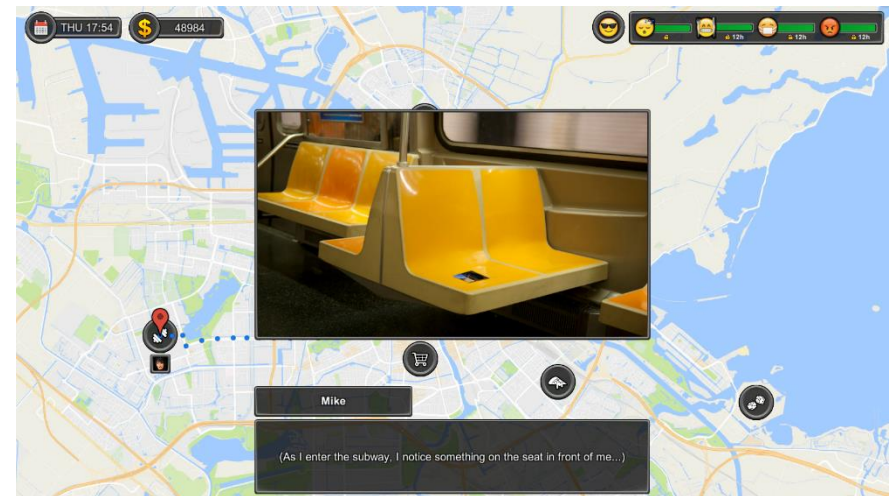


#4 – Location: Roof at your apartment. Requires that you collected Armed Forces Collectable #3





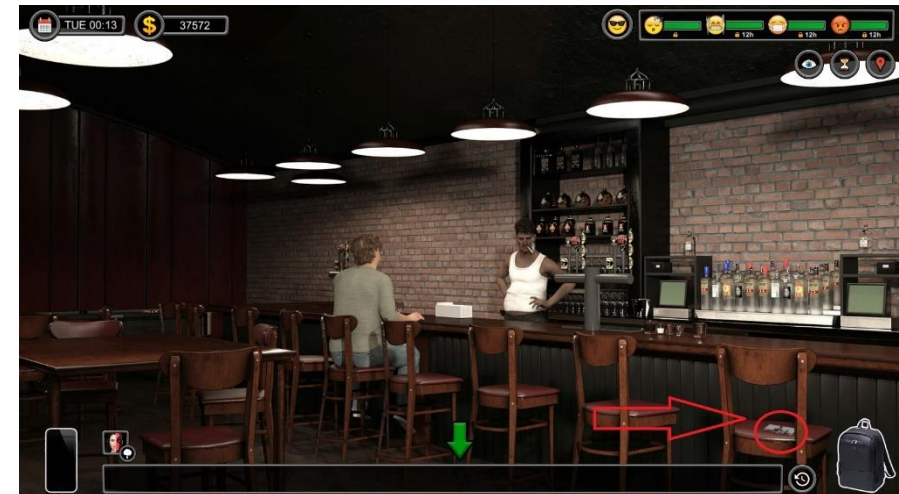
#5 – Location: Casino. To obtain this collectable you're required to win it in the Money Wheel while spending \$100 for each try. This collectable is available as soon as you unlock the Casino location (random event while traveling using the bus)



#6 – Location: World Map Bus, Random chance of appearing when moving in the map with the public transport. Requires that you collected Armed Forces Collectable #5



#7 – Location: Tanning Room at the Health Club Added on game version 0.8.4. Available from start



#8 – Location: Bar Added on game version 0.8.9. This collectable is available as soon as you unlock the Bar location (during Angel's Path)



## Forbidden Lotus



#1 – Location: Ashley's Room at your apartment. Can only obtain it when Ashley's not in her room.

Available from start




#2 – Location: Parking lot at Tennis Court. You'll unlock the Tennis Court during Debby's Path.

Requires that you collected Forbidden Lotus Collectable #1



#3 – Location: Veronica's Room at your apartment. Can only obtain it when Veronica's not in her room.

Available from start



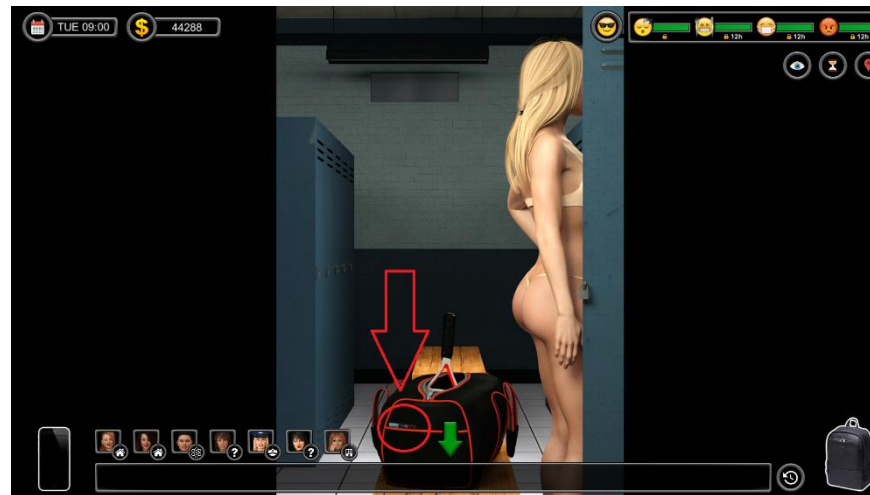
#4 – Location: Gym 2 at Health Club. You'll need the gym membership to enter. Requires that you collected Forbidden Lotus Collectable #3



#5 – Location: Men's Locker Room at Health Club.  
You'll need the gym membership to enter.  
Available from start



#6 – Location: Cassie has it. Talk to her at the Office. You'll unlock the Office during Mom/Claire's Path.  
Requires that you collected Forbidden Lotus Collectable #5



#7 – Location: Locker Room at Police Station. You'll enter this room during Debby's Path.  
Available from start



## Glory of Rome



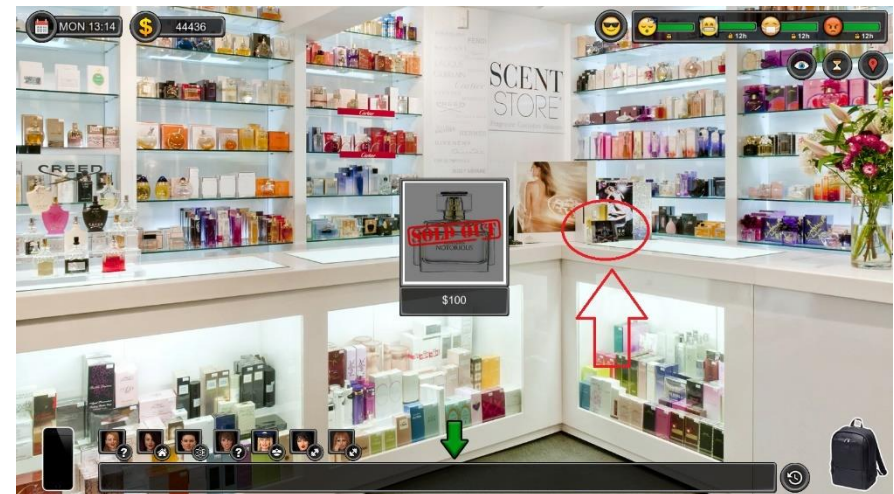
#1 – Location: Upstairs Room at Neon Nightclub. This collectable is available as soon as you unlock the Neon location  
(during Veronica's Path)



#2 – Location: Outside of Neon Nightclub. In the trashcan. Requires that you collected Glory of Rome Collectable #1



#3 – Location: On the trashcan at the Park.  
This collectable is available as soon as you unlock the Park location  
(during Veronica's Path)



#4 – Location: Perfume Shop at the Shopping Mall. Requires that you collected Glory of Rome Collectable #3





#5 – Location: Police Station

This collectable is available as soon as you unlock the Police location  
(during Veronica's Path)



#6 – Location: Megan has it. Examine the collectable then talk to her at the Coffee Shop.

You'll unlock the Coffee Shop during Emma's Path.

Requires that you collected Glory of Rome Collectable #5



#7 – Location: World Map Walk, Random chance of appearing when moving in the map on foot at night. You'll hear someone calling you and when he meets you, he'll comment on how you're a man of culture and sell you the collectable for \$500. ( **Note:** He may sell you a taser instead. If

so try to trigger the scene again). Available from start




#8 – Location: Outside the Museum.

You'll unlock the Museum Location during Mom/Claire's Path.

Requires that you collected Glory of Rome Collectable #7



## Interstellar



#1 – Location: Apartment Foyer  
Available from start



#2 – Location: Bathroom  
Requires that you collected Interstellar Collectable #1



#3 – Location: Kitchen  
Available from start, won't appear if mop and bucket are on screen



## Most wanted



#1 – Location: Sex Shop.

This collectable is available as soon as you unlock the Sex Shop location  
(during Veronica's Path)

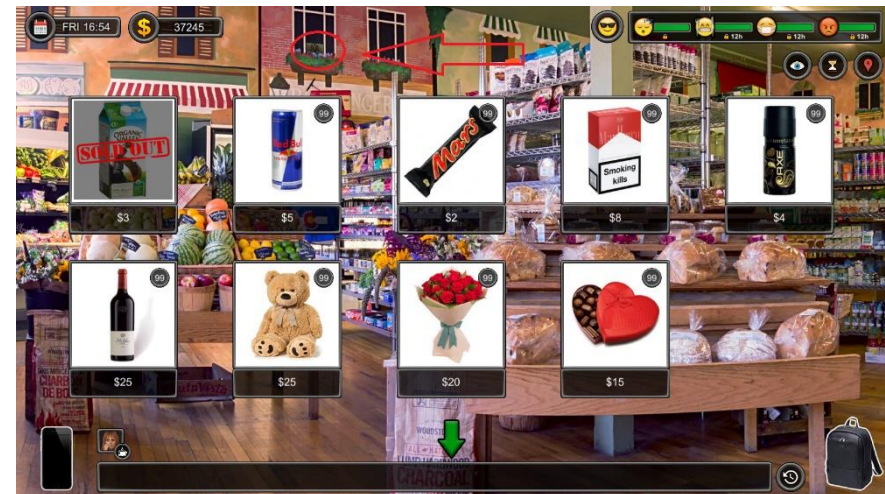


#2 – Location: Masquerade Entrance Requires that you  
collected Most wanted collectable #1



#3 – Location: Beach

This collectable is available as soon as you unlock the Beach location  
(it's unlocked by going there with the family on a Sunday)



#4 – Location: Supermarket

Requires that you collected Most wanted collectable #3





#5 – Location: Tennis courts

This collectable is available as soon as you unlock the Tennis court location (during Debby's path)



#6 – Location: Furniture store at the Shopping Mall. Requires that you collected Most wanted Collectable #5

# Achievements

This section lists all the Achievements and their descriptions.

## MC

### 1. Learning the ropes



- **Description:** Finish the introduction
- **How to unlock:** Simply finish the game's tutorial, it's also earned automatically if you choose to skip it.





### 2. Getting acquainted

- **Description:** Meet all the girls
  - i. Ashley: In your apartment
  - ii. Veronica: In your apartment
  - iii. Mom/Claire: In your apartment
  - iv. Sophia: In Ashley's room, on Sundays
  - v. Pam: At Gino's Pizzeria
  - vi. Debby: At the police station
  - vii. Amy: At the health club
  - viii. Valerie: At Neon, behind the bar
  - ix. Kathy: At the casino
  - x. Cassie: At Cydroid Technologies
  - xi. Linda: At Cydroid Technologies
  - xii. Emma: At the health club
  - xiii. Megan: At coffee shop
  - xiv. Angel: In the streets, at night
- **How to unlock:** Simply meet every girl in the game, you'll meet the majority of them while playing through the 3 main girls (Ashley, Veronica and Mom/Claire). For a more detailed description of how to unlock each girl check out their section of the main walkthrough.

### 3. The more the merrier

- **Description:** Complete the group yoga event
  - i. Family yoga
  - ii. Ashley & Veronica in the bathroom

- **How to unlock:** On Saturday at 8:00 visit the family at the roof and join them during their yoga (need 10 at 10:00 and peek to see Ashley & Veronica (need to advance their story until their stats are Ashley [  $\geq 55$ ,  $\geq 15$ ,   $\geq 30$ ,   $\geq 65$ ])

 ). Once done go to the bathroom   $\geq 40$ ] and Veronica [

#### 4. Masquerade

- **Description:** Complete all the masquerade events
  - Find a Masquerade token
  - Learn more about Masquerade
  - ...
- **How to unlock:** ...
- 

#### 5. Fully upgraded

- **Description:** Purchase all available upgrades
  - Grill
  - Electric toothbrush
  - Video game
  - Alarm clock
  - Memory foam mattress
- **How to unlock:** Go to the Shopping Mall and purchase all the above items from the Electronics Store and Furniture Store. You'll need a total of \$600 to purchase all items.

#### 6. Grindmaster

- **Description:** Reach the maximum amount of stat points
  - Body (x/50)
  - Mind (x/50)
  - Charisma (x/50)
- **How to unlock:** Simply raise your main character's stats. For a more detailed description of how to raise each one, check out the Main Character section of the main walkthrough.

#### 7. Explorer

- **Description:** Discover all locations
  - Apartment
  - ...
- **How to unlock:** ...

#### 8. Traveler

- **Description:** Discover all travel events
  - Find a wallet with some cash
  - Escape a robber

iii. Defeat a robber

- **How to unlock:** ...

#### 9. Movie buff

- **Description:** Get a perfect score on the movie quiz
- **How to unlock:** The movie quiz is available when you unlock the Movie Theatre Location (by completing Ashley's Date). In order to obtain this achievement, you'll need to answer all 10 of the questions correctly. If you need help answering the questions then check out the Collectable Section on Ancient Egypt #3 for all the questions and answers.

TODO. Apologies, this section is still being done