



My Cute Roommate

Version 1.0.0ex

by [@Astaros3D](#)

Walkthrough

by [@Manfegor](#)



Walkthrough introduction.....	3
Game Introduction	3
Important changes:.....	3
Important information:	3
FAQ:.....	3
Map:	4
Tasks:	5
• Primary	5
• Secondary	5
Items:	6
Minigames:	8
Study:.....	8
Gym Training:.....	8
Work:.....	9
Gym:	9
Store:	9
Fight Training:	9
Fights:	10
Ratcatcher:.....	11
Controls:	12
Guide	14
Roommate:	14
Emily:	15
Dean:	16
Anna:	16
Shopkeeper:	17
Jenny:	17
Trainer:	17
Nurse:	18
Director	18
Gallery	19
Detailed Wakthrough aka One possible route (experimental guide)	29



Walkthrough introduction

This is the walkthrough of the My Cute Roommate game, created by [@Astaros3D](#). You can find this game on [Patreon](#).

If you like the game, please consider to support the work.

Disclaimer! I do not take responsibility for any error or fault regarding this walkthrough. I try my best to cover everything in the game, but as I'm a human I might make mistakes. Every mistake will be corrected if anyone report it to me via [PM here](#). As I'm not a native English speaker, sorry for any spelling/language mistake.

I provide basic troubleshooting for those who are stucked in the game. If you need help send me a PM (link above). Also I help with sotry elements on all version, but with errors I only can help with PC version. Sorry.

Game Introduction

Important changes:

The game has major changes since v0.6. In the following I list the main changes and what you should be aware of.

From now on you won't live with your cousin (patreon thing), but with your childhood friend. Well, she is still a beauty.

From v0.7, you can skip some time and day by clicking on the day and time on the screen.

One of the most important changes is the change of the controls. Until now mostly text based control was the one that help you navigate through the map, and also do some action. From now on you can use icons, button, and the environment to navigate and do actions. If you don't know what to do, there is a help (read below), also you can check the [Controls section](#).

Also, an important change is that you can cheat as you want! There is a new cheat menu, where you can set your stats as your want, also your money. You can turn in and out multiple changes. You can cheat even for the minigames.

Important information:

Unless you cheat like hell, you should go to gym to train, to library to study as much as you can. Also, you have to go to the store (after strength 5), the gym, and the doctor, every day the get as much money as you can.

You should remember to take a shower before go to the girls for some more. Except when you go to the library after you send Barbara there...

FAQ:

I. **Q:** How can I get the screwdriver?

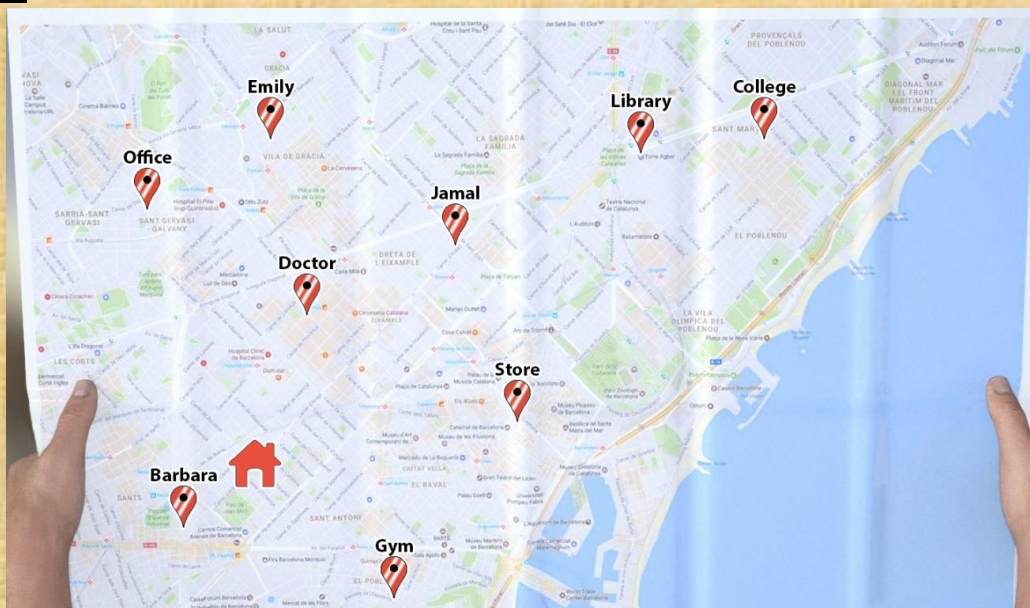
A: Go to the store and ask about the screwdriver. Pay for the storekeeper to show her breasts, then pay for her to show her pussy. Ask her to fuck. Ask her to show her pussy until she tell you that she can be totally nude when you come in, so pay for that too. Go to the store a few times, so the girl can strip down for you, then she will mention that she will be at the store at night. Go to the store at 11PM (you



need to arrive to the store at 11PM, so you must leave to the store at 10PM), go in and talk with the girl, offer her again to fuck, lick her pussy.

- II. **Q:** What the hell is the password for Dick's laptop?
A: The most secure password of all times: 1234
- III. **Q:** The game crashed at some point, why?
A: Maybe you used old saves. It's unadvised. Better to start a new game.
- IV. **Q:** What are you talking about? I start new game every time!
A: Now then you can ask for help in the forum! Also, you can send the error message and your save to me in PM (see link to PM above).
- V. **Q:** How to get sex pills/sleeping pills/massage oil?
A: You need to go to Jamal, he will get them for you.
- VI. **Q:** Who the hell is Jamal? How can I get there?
A: Jamal is the old guy. So, go to the doctor, donate sperm, jerk off then cum on the floor. Next time ask for help from the nurse, who will help you (if you are not smelly), then the MC will think about a way to get more help from the nurse. Now go, take a walk in the city (preferably at evening) and the fight scene will appear. After that, you'll be able to visit Jamal at night.
- VII. **Q:** How to catch a rat?
A: Buy a ratcatcher in the store, then go to Jamal at night, then: [catch the rat](#).
- VIII. **Q:** That stupid guy always beat me. I have max strength...
A: You have go and learn to fight. Go to the Gym ask the trainer about learn to fight. After the first traning, her back will hurt, so give her a massage. Then just select "Fight traning". Little help for the traning: [Fight traning](#). After you get the "Good job" text, you can go back and beat that guy. Little description about the fighting: [Fights](#).

Map:





Tasks:

- *Primary*

- *Go to the college* – Go to the college on the map.
- *Learn about the college admission* – Talk to the dean at the college.
- *Get a health certificate* – You have to get that from the doctor.
- *Ask about intellect* – Just ask the dean.
- *Find out where the library is* – Just ask the dean.
- *Visit the library* – Go to the library on the map.
- *Fuck 9 girls* – You have to fuck 9 girls one way or another.
- *Bring Anna home* – You have to catch Anna and Barbara at the pool, then meet with Barbara's mom. After you can convince Barbara to send Anna home.
- *Learn to fight* – Go to the Gym, talk with the trainer and choose the option that you want to learn to fight.

- *Secondary*

- *Find a screwdriver* – You need to get one from the shopkeeper.
- *Take back the costumes* – Wait for Emily and give her the costumes.
- *Find costumes* – You can buy them from the shop, under the Clothes/Costumes tab.
- *Find a camera* – You can buy one from the shop, under the Technics tab.
- *Find the book „Lost Lovers”* – You can buy that from the shop, under the Books tab.
- *Find the book „Passionate Lovers”* – You can buy that from the shop, under the Books tab.
- *Find sex pills* – You need to meet Jamal, then talk with him at night, he will get it for you.
- *Find the book „Hot Lovers”* – You can buy that from the shop, under the Books tab.
- *Find the book „Stretching – Super body”* – You can buy that from the shop, under the Books tab.
- *Find the book „Stretching - flexible body”* – You can buy that from the shop, under the Books tab.
- *Come to the store at night* – You need to go to the store at 11PM.
- *Find clothes for stretching* – You can buy that from the shop, under Clothes/Women clothes tab.
- *Find the book „Try everything”* – You can buy that from the shop, under the Books tab.
- *Upgrade the drone* – You can buy the upgrade from the shop, under the technics tab.
- *Find a sleeping pills* – You need to meet Jamal, then talk with him at night, he will get it for you.
- *Translate a book 'Erotic massage'* – Take the book to Anna at the library, and she will translate it.
- *Come to the roommate's office* – Go to the office on the map.
- *Help find the red folder* – Go to Dick's office and ask him what it that red folder.
- *Take photos of employees* – Take a photo of the secretary, the director, Dick and your roommate too.
- *Find roommate's documents*



- *Come to the office at 7pm* – Go to the office on the map, at 7pm.
- *Get a mouse or rat* – Buy a Ratcatcher in the shop, and then go to Jamal at night. You can catch them there.
- *Watch the director's bedroom* – Use your drone at night and go to the director's bedroom.
- *Find out the dean's weaknesses* – Talk with Anna about her mother
- *Scare the dean* – Use Henry on the dean
- *Send Barbara to the library* – Blackmail Derek, then speak with Barbara to send her to the library
- *Find material for blackmail of Derek* – Use the drone at night, send it to the director's bedroom. Maybe you need to do multiple times.
- *Get anal lube* – Buy it in the store... Who would have thought...
- *Learn how to do a massage* – There is some book about it ...
- *Search Dick's office* – You need to go back in the evening, and distract the secretary somehow... maybe with a rat?
- *Tell the dean that Anna comes home* – After Anna goes back to the library, go to the dean and talk with her
- *Get spider back to Anna* – After you scare the dean, go and give back the spider
- *Blackmail the director* – After you see the director and Dick, go to the office and talk with her
- *Ask director* – Go to the director and find a good reason so the director will let your roommate home earlier. Hamster and photo shoot seems odd a bit, just saying.
- *Come to Emily at 18:00* – After you convinced the director and told it to your roommate go to Emily's apartment at 18:00. Don't be late, it's worth it.
- *Invite {rommatename} to a photo shoot* – Talk to you roommate and convince her to do a photo shoot with Emily. You have to agree to talk with the director too.
- *Show the red folder to the director* - After you talked with roommate in the office, go and talk with the director too.

Items:

Item name	Needed to	Where can you get it	When will it appears
„Lost lovers” book	Complete the task for Anna	At the Store, under the Books tab	After you get the task from Anna
„Passionate lovers” book	Complete the task for Anna	At the Store, under the Books tab	After you get the task from Anna
„Hot lovers” book	Complete the task for Anna	At the Store, under the Books tab	After you get the task from Anna
„Try everything” book	Complete the task for Anna	At the Store, under the Books tab	After you get the task from Anna
„Guru of pick up” book	You'll see	At the Store, under the Books tab	At the beginning of the game
„Super photographer” book	Go further at the photo shoot with Emily	At the Store, under the Books tab	At the beginning of the game
„Massage” book	Learn to massage	At the Store, under the Books tab	After you try to learn to figth
„Erotic massage” boook	Learn the erotic massage	At the Store, under the Books tab	After you read the „Massage” book



„Stretching – flexible body” book	Complete the task for roommate	At the Store, under the Books tab	After you get the task from your roommate
„Stretching your super body” book	Complete the task for roommate	At the Store, under the Books tab	After you get the task from your roommate
Sportswear	Train in the Gym	At the Store, under the Clothes/Men’s clothes tab	At the beginning of the game
Hot cowgirl costume	Do a cowgirl photo shoot with Emily	At the Store, under the Clothes/Cosplay costumes tab	At the beginning of the game
Harley Quinn costume	Do a Harley Quinn photo shoot with Emily	At the Store, under the Clothes/Cosplay costumes tab	After you did two photo shoots with Emily
Ninja outfit	Do a Ninja photo shoot with Emily	At the Store, under the Clothes/Cosplay costumes tab	After you do two photo shoot with Emily
Clothes for stretching	Complete the task for roommate	At the Store, under the Clothes/Women’s clothes tab	After you get the task from your roommate
Satin slip	Get rid of your roommate’s pajamas	At the Store, under the Clothes/Women’s clothes tab	After you give the stretching clothes to roommate
Drone	Peek at your roommate, Anna&Barbara and the director	At the Store, under the Technics tab	At the beginning of the game
Camera	Do the professional photo shoots	At the Store, under the Technics tab	At the beginning of the game
Night drone (upgrade)	Peek at girls at night	At the Store, under the technics tab	After you get the task to upgrade the drone (Anna&Barbara task)
Chocolate	Give it to girls as gift	At the Store, under the Sweets tab	At the beginning of the game
Box of candies	Give it to girls as gift	At the Store, under the Sweets tab	At the beginning of the game
Coffee	Give it to your roommate at evening in the kitchen	At the Store, under the Sweets tab	At the beginning of the game
Machine oil	Oil the bedroom and bathroom door	At the Store, under the Different tab	At the beginning of the game
Ratcatcher	Catch some rat	At the Store, under the Different tab	After you done the first photo shoot with the secreteary at 7PM
Sex pills	Not to cum so easily at the doctor	From Jamal	After the first time the Nurse help you with jerk off
Sleeping pills	Give a long and very deep sleep to your roommate	From Jamal	After you finger her in her bedroom at night
Massage oil	To go further with the trainer	From Jamal	After Anna translates the erotic massage book for you



Screwdriver	Open the bathroom door when roommate is inside	From the salesgirl at the Store at 11PM	After se tell you she will be a Store at night
Anal lube	You can have anal sex with Anna	At the Store, under the Different tab	At the beginning of the game
"Depraved lovers" book	You can have anal sex with Anna	From the Jenny (the secretary)	After you did the photo shoot in the director's office
DVD 'Collegegirl 1'	You can watch it on the TV	At the Store, under the Different tab	At the beginning of the game
DVD 'Collegegirl 1 part 2'	You can watch it on the TV	At the Store, under the Different tab	At the beginning of the game
DVD 'Collegegirl 4'	You can watch it on the TV	At the Store, under the Different tab	At the beginning of the game
DVD 'Collegegirl 4 part 2'	You can watch it on the TV	At the Store, under the Different tab	At the beginning of the game
Red folder	Complete the 'Find roommate's documents' task	From Derek (Barbara's brother)	After you blackmail him

Minigames:

Firstly an important information which applies to almost all minigames. Do not try them when you are tired, the time will go faster, so just sleep before do any of these actions.

Study:

The study is basicly a simple, and original memory game, you have to find the similar piece of pictures. As you increase your intellect, your have to find more picture pair.



Gym Training:

The basic Gym training, is a mouse/keyboard-killer game, you simply click a bunch until the bar on the right is filled.

Although the text at the beginning say that you can use the mouse button / (or) the spacebar, it's advised to you mouse button and spacebar.



Work:


Gym:

You need to find all the things that's left in the Gym. You can find items next and on the equipments, as well as on the top of the speaker. At the top of the screen you can see the remaining time. You can earn \$40 if you find all.



Store:

You need to find 50 items in the exact order as shown at the top of the screen. On the bottom of the screen, you can see the remaining time. You can earn \$100 if you find all.



Fight Training:

When the first time you want to defend Emily, you will lose against Frank no matter what. After you can go to the Gym, talk with the trainer, and ask if she can teach you how to fight. So you can learn it. To learn to fight, you have to do a minigame. In this minigame you have to follow the shown pattern, which is different each time.



First the game shows which icon you should click on, then you have to click on them in the exact order that the game shows you, like somekind of memory game. You have a specific time to choose and answer, the bar at the top of the screen shows the remaining time. After each choose, the remaining time resets, so you again have the time to choose.

While each time the pattern different, the folowing video can give you some idea how it's working:

<https://www.youtube.com/watch?v=k7WebeDkj6c>

Fights:



There is some fight scenes in the game, in which you can choose actions, to defeat(?) the opponent. Currently the following fights are in the game:

- Fight with Dick on the second day. You can't win. You'll get the Gym location as result, and a headache too.
- Fight with Frank while he try to be bad with Jamal. You still can't win. But you get Jamal's location as result, and no headache!
- Fight with Frank in Emily's apartment. You still can't win. But instead you can go and learn how to fight.
- After you did your learning, again fight with Frank in Emily's apartment, and you can finally beat him.

Fight mechanism: Before each fight, the game calculate your health, and stamina, as well as your opponents health and stamina too. To calculate these, the game uses your (and your opponents) strength.

Before each round, the game calculates your (and your opponents) attack's damage based on your (your opponents) strength and stamina. There are different damage for the fly punch and the strong punch.

After that, you can choose actions. There are two set of actions during the fight, each set has 3 action button which are the following:



- Block, Counterattack/Hit, Dodge



- Fly punch, Strong punch, Recovery



During the fight, each action uses some of your stamina, except the Recovery, with which you can get back some. But there is a high chance that you'll get hit during the recovery.

While you fighting, you and your enemy make the opposite moves, so if you attack, your enemy tries to defend that attack, when you defend, your enemy tries to attack you, so choose the appropriate action. Your enemy also has 3 action in each set, from which he'll choose randomly. So there is a chance you can hit, and there is a chance you can't hit, or even your opponent hit you with a counter attack.

Basically the higher your strength, the better your chance to win, but you need some luck also.

Ratcatcher:

After the first evening photo shoot at the office, you will learn that the secretary is afraid of rats, so you need to get some. Go to the store and buy a ratcatcher and go to Jamal.

In the dark alley, there are total of 8 places where the rat can be, but of course just one rat will appear at a time. Just as in the other minigames, you'll have a specific time to catch the rat, if you can't catch it, then you lose 1 hour of your life, but most of the time (if you go there a bit earlier) you can try again.

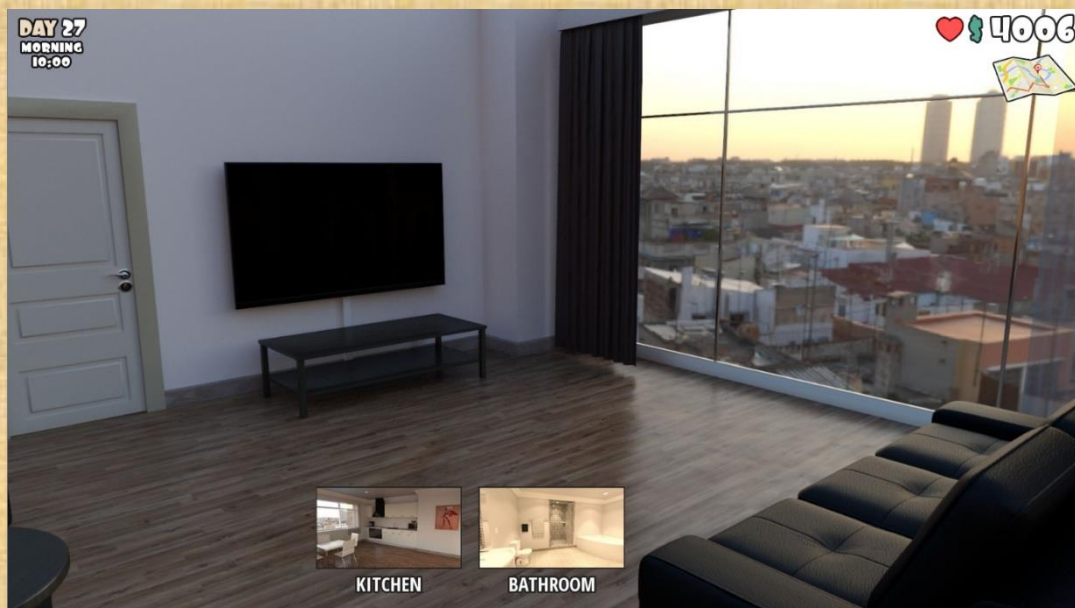
But just to help you a bit, there is a (lightened) picture so you can see where the rats can be.





Controls:

Most of the controls are visible, and you can see them when you need them.



Most of the time, you can see this screen, where you can see some basic controls, you will see the arrows, with which you can step back or forward, also you can see rooms image where you can go from that room. Also you can some actions, like the 'Jerk off' in the bathroom.

Also you can see your stats too. To see them you need to move your cursor to the top of the screen.



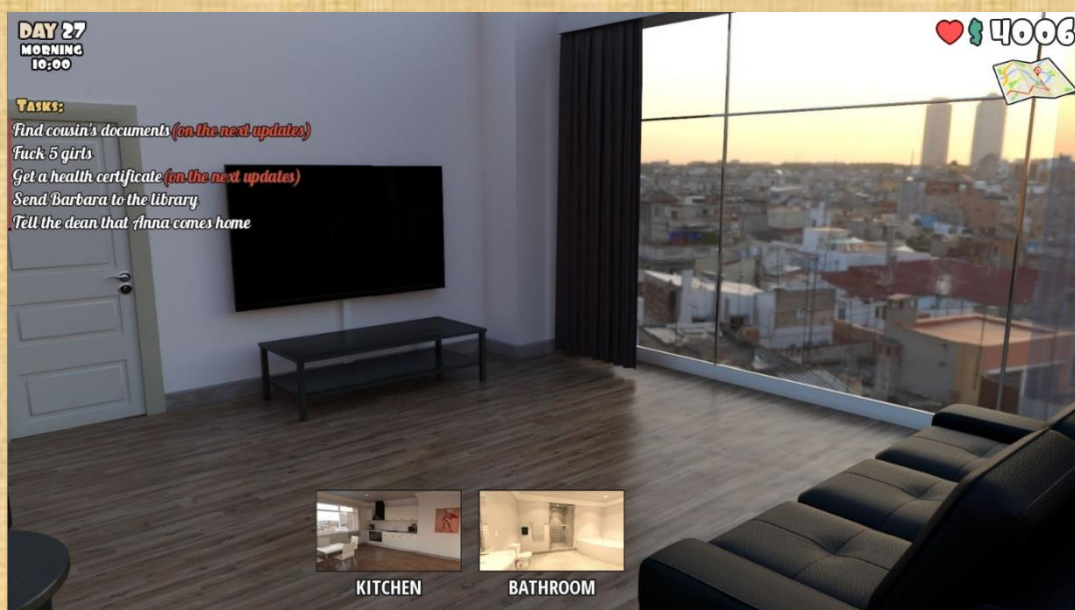
The stats you can see there:

- Intellect – You need this to enroll to the college, also for some action, like the jerk off with Anna. You can increase this with [Study minigame](#).
- Strength – You need this to protect your loved ones, also for the work in the store. You can increase this with [Gym training](#).



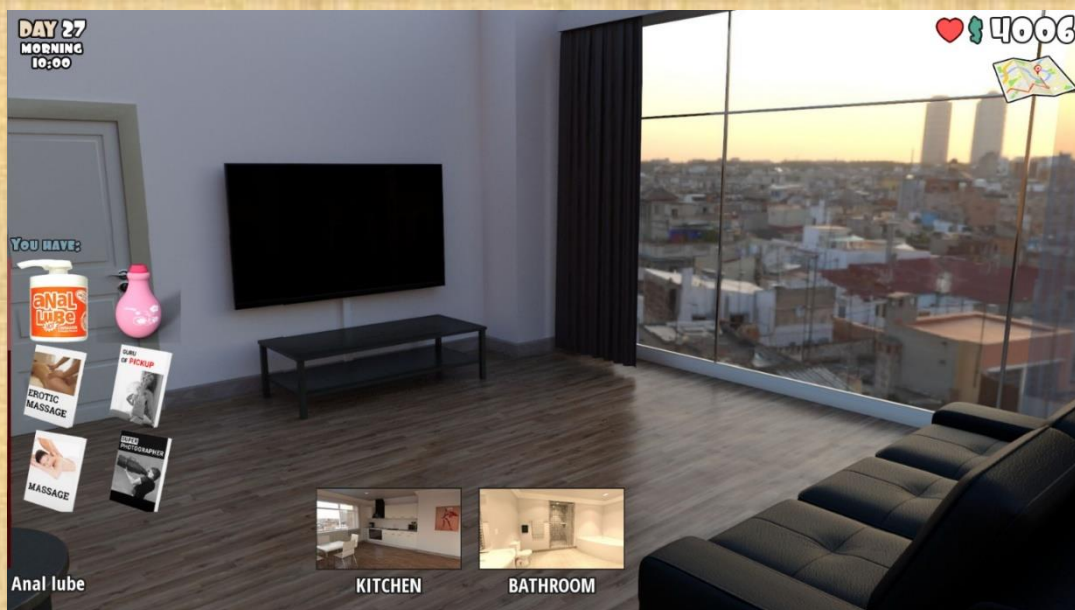
- Potency – The higher the potency you last longer, also you'll have some nice dreams. You can increase this with any sexual activity.
- Shower – This icon not always visible, only when you need to go to shower.
- Hard on – This is not always visible also, only when you have hard on. If you have hard on for a long time, you'll cum into your pants and you'll lose some potency.
- Tired – Not always visible, only when you are tired.

Also, there is a Task list in the game. To see this you need to move the cursor to the top left side of the screen.



There you can see the currently active tasks (except if there are bugs, and already done tasks remain there).

There is an inventory in the game, to see that you need to move the cursor to the bottom left side of the screen.



Every time you need to use some items, in quests, task, or for other reason, you need to open the inventory (move the cursor there) and click on the item you want to use. Every item



has a specific place or time when you can use it, otherwise there is a notice that you can't use that items there.

Guide

Roommate:

- You should talk with her every time you have a chance.
- Go to her room in the morning, knock and go in, talk with her and get all the books and clothes she wants.
- At the morning when you wake up, use the drone and check her window, so you'll get one picture into the gallery.
- When she goes to the shower, you can click on her robe's knot. But be warned, you could lose lots of love if you are low on hearts.
- When she is in the shower, you can peek on her, if you got the oil for the door and the screwdriver. Go as much further as you wish.
- After she finished her morning shower, again use the drone and check her window, to get one more picture.
- After you'll get the new stretching clothes for her, at the morning, when you wake up, just go into her room (do not knock!) to get one more picture.
- Buy the satin clothes (however she didn't ask for it) and give it to her.
- When she comes home after the work and go to her room, again use the drone and check her window, to get one more picture.
- Buy the 4 DVDs from the store, then, when you have 1 heart with roommate ask her to watch Collegegirl4 with you at the evening. Follow the events, to get another picture.
- You have to do the first couple of photoshoot for Emily, then watch the TV again with your roommate. She will ask you for photo shoot. While doing it, do not accept her offer to take some picture of you, she will break the camera. Instead make more photo of her, tell her you want to fix her hair, but before that, click on the knot on the dress to loosen it. (Don't forget to save before, and roll back to do it without the hair fixing for a picture.)



- After the first photo shoot, visit her at her room (after her evening TV session), and she will ask you for another photo shoot. Do it, and you'll get another picture into the gallery.
- After you do the photo shoots, talk with her in the kitchen in the evening and she will tell you about a job in her office, so her office will be unlocked and you can move forward with the other tasks.
- Go to her room at night (after you give her the satin clothes), pull down the blanket and pull up her robe. You can try to finger her, but do not try to fuck her she will wake



up and game over. Instead after that go to Jamal and ask for sleeping pills, and he will get them for you.

- Go to the store and buy some coffee, and at the evening ask your roommate in the kitchen if she want some coffee. Put the pills in the coffee.
- After that, at night you can do her whatever you want, and you'll get one more picture into the gallery.
- You should increase your potency to the max. Then go to sleep with a hard-on, and you'll have a nice dream. (Also, a picture in the gallery)
- After you do both photo shoot, and you go to bed with a hard-on, your roommate will wake you up with something nice (and one more picture in the gallery).
- If you have high enough relationship with her, ask her if she wants coffee, then put sex pills into it.
- After that go into her room in the evening, after the TV watching, and ask if she want some massage.
- While massage, firstly use the massage oil, then massage her shoulders, back, legs and butts. Then tell her to turn over.
- Massage her belly, her breasts and her legs. Then massage her pussy. Remove her panties, then just follow the scenes.
- After you participate in the threesome in the library, and tried to blackmail the director, go to Derek and talk with him, ask him to search the red folder for you.
- While you at the pool use the massage oil on Barbara (you can try to unhook her bra, and use the normal sunscreen too, as you can always go back next day to try again).
- After the scene, and after you get the red folder go to the office and talk with your roommate.
- After that, go and talk with the director too.
- After you fuck all the girls you need, go to the doctor, and get another medical exam.
- After that you can get the health certificate, then go to the college and submit the documents.
- Go to sleep with a hard on to get some dreams, then a goodbye from Emily and roommate on the next day.

Emily:



- Wait for her at the first day (she will come shortly after your roommate leaves, so stay at home)
- Do the photo shoot and say that you want to do more photo shoot.
- Buy and read the book about the photography, to be able to go further.
- Get the Camera and the Costumes from the shop and go to her apartment after 5PM.
- In the version v0.8.0 there are the Cowboy costume (one picture), the Harley Quinn costume (one picture), the Ninja costume (one picture) and you can photo her in her normal dress (one picture) too.
- After her and you roommate's first photo shoots go to her apartment at 5PM and go into the apartment.
- You must go to the Gym, and learn to fight from the trainer, get your strength max, and then go back to her apartment again.
- You get your reward if you can defeat your foe and one more picture into the gallery.
- After you blackmailed the director and got the reward from Emily, go to her apartment, and hear her offer.
- At the evening talk with your roommate about this offer.



- Next day talk with the director, and select the appropriate reason (maybe a doctor could be serious enough...), so she will let your roommate home earlier.
- Go to Emily's apartment at 18:00, and do the photo shoot... and more (one picture).

Dean:



- Go to the dean's office after you finished the "Bring Anna home" task and talk with her.
- Go to the library and talk with Anna about her mother. See Anna's part.
- Go back to the dean and use her fear.
- Now leave her alone, and when next time you go back, you can use her... Literally...

Anna:

- Talk with her in the library, compliment her eyes, then tell she look so bored. She will ask you for some books.
- Get all the books for her that she wants and try everything with her (one picture into the gallery).
- After you were caught by her mother, go to the College and talk with the dean.
- Go to Barbara's house, and talk with them.
- Upgrade your drone and check her by the pool at night and you'll get one picture into the gallery.
- After you meet Barbara's mother, talk Barbara again, and she will send Anna home.
- After that you can find her again in the library and she helps you translate the book.
- When you talk with her about her mother, she will ask you to send Barbara to the library.
- Ask her to see your dick again, then ask about having sex.
- Get the book from the secretary (see Secretary part), and give it to Anna
- Next day go back, and have some anal with her. You need to buy the anal lube.
- Go to Barbara and send her to the library. You need to blackmail Derek for this, so use the drone at night, and go to the director's bedroom to see the scene, and get the blackmail material.
- After Barbara promised to go to the library, go there.
- Go to the doctor, and have a medical examination.
- Go to the library, and ask sex from Anna, but instead of anal, choose her pussy (one picture).





Shopkeeper:



- Go to the shop, and ask her to show boobs, and after that ask her to show you her pussy.
- When you ask her multiple times, you can ask her to be full naked when you go to the store.
- Ask her that you need to help with fuck girls, then after a while she'll tell you she will be at the store at night.
- Go to the store at 11PM, then follow the events to get the screwdriver and 1 picture in the gallery.
- After you had your medical examination (check Anna part), go to the store at 23:00, and when she asks you if you want to lick her pussy, choose the appearing icon to go further (one picture).

Jenny:



- Go to your roommate's office and talk with the secretary. Tell her you need photo for the website, so make some photo.
- After the photo shoot, (and after you found the red folder) you can offer her more photo shoot to the one more picture into the gallery.
- After the photo shoot in the director's office (and some spanking), speak with her in the office, and take the book.

Trainer:

- Go to the Gym and choose the Watch trainer option. There are two pictures out of it. You need to check different times of the day.
- When you ask her to teach you fight, she will tell you about her backache, but you can't massage her.
- Go to the shop and buy the book about the massage, then read it.
- Go back and massage the trainer, then you can learn to fight.
- Go back to the shop and buy the book about the erotic massage.
- After you finish Anna's task, ask her help to translate it and she will talk about the massage oil. Go to Jamal and he will get the oil for you.
- When you have the oil, go to the trainer and offer a massage.





- Click on the center of her lower back (where your hand is on the picture below), to have some more fun.



- Don't forget to use the massage oil, so you'll get more pictures into the gallery.

Nurse:

- Stay at home in the second day too after your roommate leaves, so you can meet Dick.
- The next day, you can go to the doctor.
- After he make his diagnosis, you can get a help from the nurse.
- After that you can go back every day to donate some... stuff.
- The first time, you should cum on the floor no matter what, so from then the nurse will help you, but only with her hands.
- Go to Jamal at night and ask for the sex pills, and he will get them for you.
- Use the sex pills before you ask the nurse help, and you'll get more help and another picture to the gallery.



Director




- After you promised you help your roommate with the stolen documents, go back at 7pm for the photo shoot with the secretary (check Jenny part), where you find out her fear.
- Go to the store and buy a Ratcatcher, then go to Jamal at night and catch some.
- Next day, go to the secretary at the morning and offer another photo shoot. Go back at 7pm.
- Free the rat, and then go to Dick's office. The password is written on his notes, but can barely see, so it's 1234 (most secure password ever).
- Log in his laptop and see the images, and see the mails too.
- Go home and use the drone. Go to the director's bedroom to get one more picture in the gallery (repeat drone until the scene appear).
- Go to the office at the morning and offer another photoshoot for the secretary. Go there at the evening (7PM), and do the photoshoot, and enjoy.
- Go back to the director, and talk with her about the photos. Try to avoid the police.
- Go to Barbara's place after you did the threesome in the library and talk with Derek.
- While he search for the folder go to the pool.
- Use the massage oil on Barbara.



- After you get the folder go to the office and show it to your roommate
- Go to the director and show the red folder to her.

Gallery

Now there is a list about the image in the gallery and how you can get them. This is the real thing, as you can check the progress with this. Also these are nice pics. Let's see.



Open the bathroom door with the screwdriver, after you get it, in the morning. Don't forget to oil it first!




Open the bedroom door in the morning without knocking after you give the clothes for stretching to her. Don't forget to oil it first!



Run the drone in the afternoon after roommate comes home and send it to her window.



Run the drone in the morning after roommate finished with shower and send it to her window.



After the photo shoots with the roommate,
go to bed with a hard on.



Ask for blowjob after you give Anna the
book 'Try everything'.



Ask for help at the doctor and use the sex
pills.




After the shopkeeper tells you that she
will be in the store at evening, go there at
23:00 and lick her.



Go to the Gym in the afternoon and watch
the trainer.



Go to the Gym in the morning and watch the trainer.



Increase your potency, then go to bed with hard on.



Use the drone at night and send it to Barbara's pool.




Go to Emily, make a photo shoot, choose not to wear and special outfit. Read the book 'Super photographer' before.



Go to Emily, make a photo shoot, choose to wear the cowboy outfit. Read the book 'Super photographer' before.



Buy the DVDs in the store, then at home in the evening when she watching the TV, use the DVD Collegirl4 to watch it with roommate.



Give the sation slit to roommate.
Use the sleeping pills and put it in the coffee in the evening.
At night, go to roommate's room then pull down the blanket, pull up the satin slip, and then do what you want.



After you did Emily's photo shoot, and roommate's first photo shoot, go to roommate's room in the evening after the TV session, and do the second photo shoot.



Run the drone in the morning, and send it to roommate's room. Do it BEFORE you give the new clothes to her!



Run the drone, and send it to the director's room at night.



Go to the office during the day, and offer a photo shoot to Jenny.
Go to the office at 19:00, and do the photo shoot.



Get the massage oil from Jamal.
Go to the Gym, offer a massage to the trainer, and use the massage oil.



After the photo shoots, go to Emily's apartment and beat Frank. Get your reward.



After you used the spider go to the dean's office, and find her trapped. Use the situation... you have a disease after all, so you have to fuck her, right?



Offer a second photo shoot to Jenny. Go to the office at 19:00, and do the photo shoot in the director's office.



After Anna came back to the library, send Barbara to the library. Go there and... well you know.




Click on the knot on the bathrobe in the morning.
Advised to achieve high heart count before!



During the first photo shoot with roommate click on the knot before fix her hair, then continue the photo shoot.



During the massage click on the center of the lower back of the trainer. Massage her breasts.



Use the sex pills in the coffee, then in the evening (after the TV session) ask you roommate if you can give her massage.
Use the massage oil!



After you catch the director with Dick go to director's office, then blackmail her.



The day after you meet with Dick you'll go to the doctor, then just follow the scenes.



Cum on the floor for the first time when you are in the doctor's office. Next time ask help from the nurse.



After Anna came home, talk with dean, then ask Anna about her mother. Use the spider in the dean's office.



When you distract Jenny with the mouse, use Dick's laptop, and open the picture folder.



Do the first photo shoot with roommate.
Don't click on the knot!



Go to Emily and make a photo shoot,
choose to wear the ninja outfit.



Go to Emily and make a photo shoot,
choose to wear the Harley Quinn outfit.



Buy and watch the College Girls 4 movie.




Buy and watch the College Girls 4 part 2
movie.



Buy and watch the College Girls 1 movie.



Buy and watch the College Girls 1 part 2 movie.



Go to the doctor for medical examination (only one examination needed), then go to the store at 23:00. When she asks if you want to lick her pussy, a new icon will appear, so just click on that.



Go to the doctor for medical examination (only one examination needed), then go to the library. Asks Anna if she want sex, but instead of anal, choose her pussy this time.



Go to Emily's place and talk about her offer, then talk with roommate in the evening about the offer. Next day talk with director about letting roommate home earlier (doctor!), then tell this to your roommate, and lastly go to Emily's place at 18:00




Go to Barbara's place and talk with Derek. Send him to search the red folder, and while you wait use the massage oil on Barbara.



When you get the red folder, go to the office and talk with roommate, and then talk with the director about it.



After you submit your documents go sleep with a hard on.



After your dream with a hard on you your roommate will help you.



The next day you can move into the college dorm, so your roommate and Emily will say goodbye.



Detailed Wakthrough aka One possible route (experimental guide)

Disclaimer: While I hope that I covered everything in these videos, there could be some errors. If you find anything please report it to me on the forum. Also I had to remove the sound effects from the video, so if you want to hear them, you have to play the game.

I also very bad at the mini games and such, so don't laugh at me. 😊 But I also would like you to see that Frank can be beaten with very low strength.

Also yep, you see right, at the very end the money just become 900, but all the important stuff is done, so I just don't want to spend time on working. But I'm sure you'll cheat, so good part of the vid will be skipped anyway (work and stuff). 😊

And one more important stuff, if any of the vids become unavailable please report it to me and I'll try to repair it as soon as possible.







